

Deposit to earn rewards

Sign up and deposit to receive up to **10,055 USDT** in bonuses.
Exclusive for new users only.

Get it now

[PDF Database Document] - BTCC Cryptocurrency Exchange

Original:

<https://www.btcc.com/en-US/academy/research-analysis/render-rndr-token-price-prediction-2023-2025-2030-rndr-price-forecast>

Render (RNDR) Price Prediction 2024, 2025, 2030 – Will RNDR Hit \$100?

Abstract:

- By 2030, Bullish Render (RNDR) price forecasts range from \$7.16 to \$13.50.
- According to market analysts, RNDR might reach \$5.57 by 2025.
- The bearish Render price forecast for 2023 is \$1.27.

The [crypto](#) community was established to provide an additional layer of security for the dissemination of data. And nearly every [cryptocurrency](#)-related startup has some sort of distinguishing feature. Due to the crypto industry's predicted record high price and possible gains, many investors have become increasingly interested in the market's average trading price.

The Render Token is one example of this type of [cryptocurrency](#) (RNDR). If you want to make a long-term Render Token price prediction, financial experts advocate examining data from fundamental and technical studies.

The [crypto](#) space has some clear benefits. Because digital currency operates independently, it provides new opportunities. As the popularity of stable coins and dApps (decentralized applications) rises, the network will provide more affordable and adaptable options in the areas of finance, logistics, and storage. The maximum Render Token price rises in proportion to the number of willing investors.

[TRADE_PLUGIN]RNDRUSDT,RNDRUSDT[/TRADE_PLUGIN]

What is Render (RNDR) Token?

As the leading provider of global GPU-based rendering solutions, the Render Network is revolutionizing the composition of digital content. To take use of GPU rendering at the speed and low cost of internal rendering, you can connect to the Render Network. Its purpose is to pair people who need rendering jobs with people who have spare GPUs to complete those jobs.

In order to complete rendering jobs using OTOY, operators connect the Render Network to their GPUs (OctaneRender). Users pay the renderer in RNDR tokens, with a portion going to the OctaneRender (OTOY) platform for processing payments and maintaining the Render Network.


After registering their graphics processing units (GPUs) as “Node Operators.” on the Render Network, GPU owners are eligible to begin earning RNDR Tokens. This is handled by the GPU operators who accept jobs from “creatives,” or persons seeking rendering services, by uploading their assets to the Render Network and having operators assigned to them.

To support the operation of the network and facilitate transactions, the site receives a proportional share of the RNDR token supply.

[TRADE_PLUGIN]RNDRUSDT,RNDRUSDT[/TRADE_PLUGIN]

Render (RNDR) Overview

ABOUT RNDR




RNDR (Render Token)

Website: <https://rendertoken.com/>

ATH: \$13.5663

Rank: 47

24HP: \$4.4493 / 24LP: \$4.0490

	
Cryptocurrency	Render Token
Token	RNDR
Price	\$ 4.2082 ▼ -2.42%
Rank	47
Market Cap	\$ 1.7B
24H Trading Volume	\$ 248.9M
All-time High	\$ 13.5663
All-time Low	\$ 0.0001
24 High	\$ 4.4493
24 Low	\$ 4.0490
Cycle High	\$ 4.8862 / 2025-05-02 16:40:00
Cycle Low	\$ 2.5167 / 2025-04-07 06:55:00
Update Time	2025-05-08 04:12:02

[TRADE_PLUGIN]RNDRUSDT,RNDRUSDT[/TRADE_PLUGIN]

Render (RNDR) Price Performance

Price Change 1H Percent	-0.66%
Price Change 1D Percent	-2.42%
Price Change 7D Percent	-5.47%
Price Change 30D Percent	40.95%
Price Change 90D Percent	-1.11%
Price Change 365D Percent	-60.01%

Render (RNDR) Technical Analysis

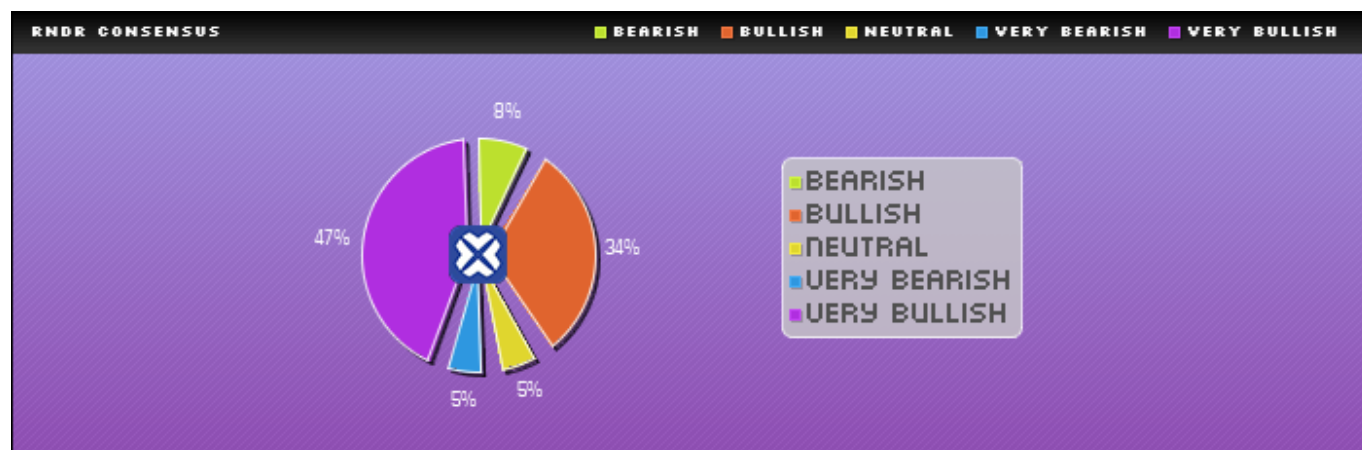
Daily Simple Moving Average (SMA) & Daily Exponential Moving Average (EMA)
Date Calculated:2025-01-24

3_SMA	\$ 7.1123	3_EMA	\$ 7.0598
5_SMA	\$ 6.9501	5_EMA	\$ 7.0612
10_SMA	\$ 7.2286	10_EMA	\$ 7.1403
20_SMA	\$ 7.4466	20_EMA	\$ 7.2907
21_SMA	\$ 7.4754	21_EMA	\$ 7.3038
50_SMA	\$ 7.9256	50_EMA	\$ 7.4674
100_SMA	\$ 7.1017	100_EMA	\$ 7.2314
200_SMA	\$ 6.3130	200_EMA	\$ 6.9233

Weekly Simple Moving Average (SMA) & Weekly Exponential Moving Average (EMA)
Date Calculated:2025-01-24

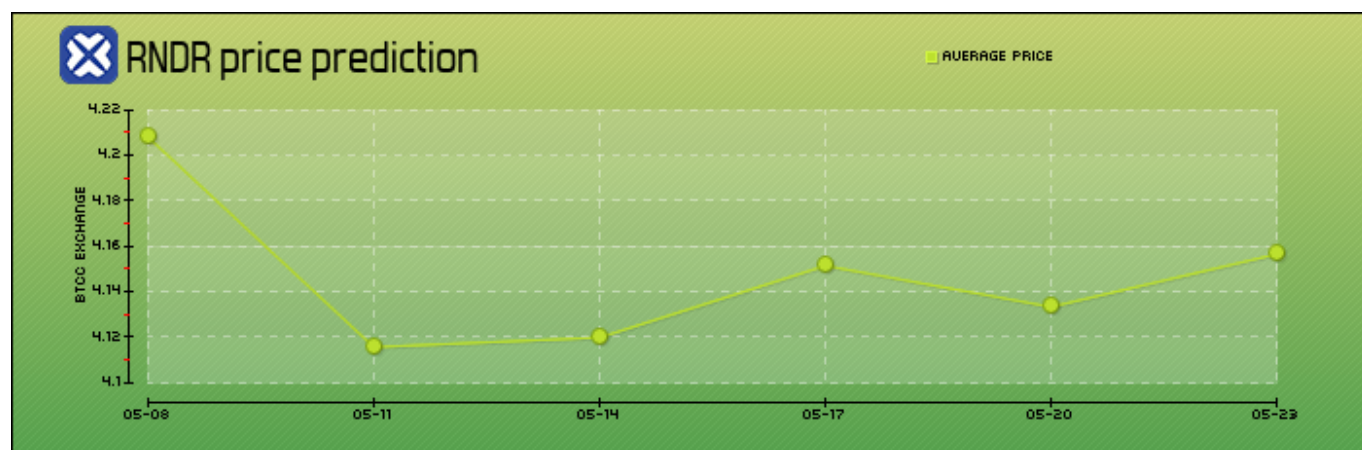
21_SMA_weekly	\$ 6.5372	21_EMA_weekly	\$ 7.0399
50_SMA_weekly	\$ 7.4104	50_EMA_weekly	\$ 6.4987
100_SMA_weekly	\$ 4.8989	100_EMA_weekly	\$ 5.3576
200_SMA_weekly	\$ 3.1817	200_EMA_weekly	\$ 4.0410

Render (RNDR) Consensus



Very bearish	Bearish	Neutral	Bullish	Very bullish
2	3	2	13	18

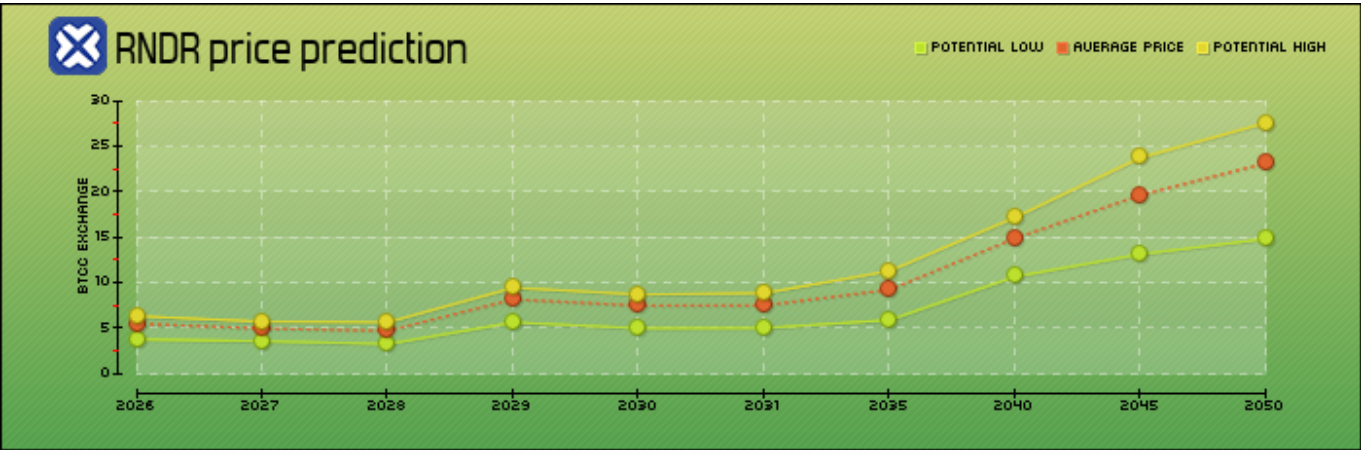
Render (RNDR) Price Prediction for Today, Tomorrow and Next Week



Date	Price Prediction	Change
05-08	\$ 4.2082	0.00%
05-11	\$ 4.1158	-2.19%
05-14	\$ 4.1200	-2.09%
05-17	\$ 4.1516	-1.34%

05-20	\$ 4.1335	-1.77%
05-23	\$ 4.1567	-1.22%

Render (RNDR) Price Predictions 2025-2050



Year	Yearly Low	Yearly Average	Yearly High
2026	\$ 3.8153	\$ 5.5371	\$ 6.3678
2027	\$ 3.6134	\$ 5.0059	\$ 5.7632
2028	\$ 3.3052	\$ 4.7593	\$ 5.7013
2029	\$ 5.6803	\$ 8.2103	\$ 9.4910
2030	\$ 5.0376	\$ 7.5265	\$ 8.7495
2031	\$ 5.0582	\$ 7.5430	\$ 8.9028
2035	\$ 5.9369	\$ 9.2721	\$ 11.3366
2040	\$ 10.7175	\$ 14.9222	\$ 17.2326
2045	\$ 13.1771	\$ 19.6738	\$ 23.8007
2050	\$ 14.8668	\$ 23.1886	\$ 27.6383

Render (RNDR) Price Prediction 2024

Our analysis suggests that the RNDR Token might reach a high of \$5.68 by the year 2024, which is in line with the median of our price predictions. The value of RNDR tokens could increase dramatically if more people become interested in the Render project. The predicted 2024 cost of Render is \$4.19 on average.

The lowest possible price for a Render token is \$3.81, and this amount can decrease if a bearish trend develops. Our Render Token price forecast may be too low if the next bull market causes prices to soar.

[TRADE_PLUGIN]RNDRUSDT,RNDRUSDT[/TRADE_PLUGIN]

Render (RNDR) Price Prediction 2025

Our analysis indicates that the RNDR token price has the potential to set a new all-time high for Render this year. Assuming the current market trend continues through 2025, an average price of \$7.67 is possible. In 2025, we anticipate the highest possible Render price of \$9.23.

In 2025, if the market turns negative, Render tokens might drop to a minimum value of about \$5.91. Our Render token price prediction for 2025 does not account for a bullish market, which might cause the value of Render to rise.

[TRADE_PLUGIN]RNDRUSDT,RNDRUSDT[/TRADE_PLUGIN]

Render (RNDR) Price Prediction 2030

In 2030, there appears to be a turning point in the cryptocurrency sector. Digital assets that are based on legitimate projects have the potential to dominate the industry. By the end of 2030, Render's price might be anywhere from \$26.97 to \$30.16 on average.

The RNDR coin isn't the only cryptocurrency that can set a new record high in 2018. The highest point of trade is anticipated to be around \$35.21. In the event of a bull market in 2030, the RNDR Token price prediction could be exceeded.

[TRADE_PLUGIN]RNDRUSDT,RNDRUSDT[/TRADE_PLUGIN]

Will RNDR Token Hit \$100?

Numerous crypto traders are pondering whether or not the Render token can reach \$100 after its enormous 2021 pump. Our Render token price forecast puts the 2040 high of \$100 for this cryptocurrency.

However, if you are aiming for the \$100 goal in the near future, there is no indication that the Render can hit \$100 in the next 5 or 6 years. On the other hand, the cryptocurrency market is where the improbable becomes possible.

A huge bull or bear rise can destroy all the price forecasts in a matter of seconds, as history has shown. With the help of other blockchains and the enthusiasm of the community, Render may be able to achieve its goal of \$100 per token sooner than we anticipate. The Render Token's value could rise if it is listed on more reputable exchanges.

[TRADE_PLUGIN]RNDRUSDT,RNDRUSDT[/TRADE_PLUGIN]

Is RNDR Token a Good Investment?

RNDR has shown that it is capable of providing unexpectedly large returns to its investors, as evidenced by the recent increase in the price of Render tokens. The RNDR Token has genuine value because Render is one of the largest blockchain-based GPU platforms. Our price analysis indicates that purchasing Render tokens for the long haul is likely to be a profitable decision.

Although it may appear like the price of Render is headed in an upward trend, the value of Render and other cryptocurrencies is extremely volatile and can move in either way at any time. Investing in

Render can be a wise decision if you are a savvy trader. Cryptocurrencies are currently both the most lucrative and perilous investments available. Consequently, you should practice sound risk management prior to making any financial commitments.

[TRADE_PLUGIN]RNDRUSDT,RNDRUSDT[/TRADE_PLUGIN]



Conclusion

There is some ambiguity about the average predicted price of Render Token (RNDR). No one appears sure if the RNDR market is going to go up or down in the future. The potential growth is impacted by a wide variety of factors, such as announcements, new technological developments made by the Render Token efforts, the entire crypto world, legal status, etc.

It is strongly recommended that you do your homework before investing in Render tokens. Whether the present price of RNDR coin will increase or decrease to a maximum price is unknown. Before putting money down, get all the information you can.

FAQs

1.How much is one unit of Render (RNDR) worth today?

Render (RNDR) is now trading at \$1.59 with a market size of \$523,367,922.

2.Is it wise to put money into Render?

Over the course of the past 12 months, Render has become one of the most widely discussed cryptocurrencies. Considering this, it's safe to assume that RNDR is an excellent investment.

3.Where does Render's ceiling lie?

Render (RNDR) has a potential yearly average price of \$2.23. It is predicted that Render may reach around \$10.34 within the next five years.

[TRADE_PLUGIN]RNDRUSDT,RNDRUSDT[/TRADE_PLUGIN]

Where to Trade RNDRUSDT Futures?

You can trade crypto futures on BTCC Now. Over 300 USDT-margined perpetual trading pairs are available for users to trade, including many popular altcoins and meme-coins.

[Trade crypto futures Now](#)

You can deposit and receive up to [10,055 USDT](#) now when you sign up and verify your account on BTCC. Every new user gets a **10 USDT** coupon after completing their registration. You will also get an additional **20 USDT** coupon on completing your KYC verification.

[Check more details.](#)

[GET 10 USDT WELCOME BONUS](#)

About BTCC

BTCC is a leading cryptocurrency trading platform that is distinguished by its ability to balance the simplicity of use with advanced features. It provides a comprehensive educational program through the BTCC Academy, 24/7 customer support, and robust security to both novices and experts. BTCC is a top choice for digital asset investors due to its emphasis on user contentment, which fosters a secure and informed trading environment across a variety of cryptocurrencies.

BTCC is one of the few exchanges in the market that offers high-leverage options for investors and concentrates extensively on futures trading. Users have access to more than 300 USDT-margined perpetual trading pairs, which encompass numerous prominent altcoins and meme-coins. Additionally, the platform has recently implemented spot trading to facilitate novice users who may not be acquainted with futures trading.

- **Established Reputation:** BTCC is one of the oldest and most well-known cryptocurrency exchanges, having been operational since 2011. Its history in the market enhances its credibility and trustworthiness.
- **A Diverse Selection of Cryptocurrencies:** BTCC allows customers to access and exchange a wide range of digital assets.
- **Margin and Futures Trading:** BTCC provides margin and futures trading options, allowing customers to expand their trading holdings and potentially increase their profits.
- **Proficient Trading Instruments:** such as real-time market data, trading charts, and technical analysis indicators. These tools can help users make informed trading decisions.
- **Security Measures:** BTCC values security and uses a variety of safeguards to secure customer payments and information. This includes two-factor authentication (2FA) and cold storage of cryptocurrency assets.

BTCC Guide:

- [How to Trade Crypto Futures Contracts on BTCC](#)
- [BTCC Guide-How to Deposit Crypto on BTCC?](#)
- [What is Crypto Futures Trading - Beginner's Guide](#)
- [What is Leverage in Cryptocurrency? How Can I Trade at 100X Leverage?](#)
- [BTCC Review 2024: Best Crypto Futures Exchange](#)

Crypto Buying Guides:

- [How To Buy Bitcoin \(BTC\)](#)
- [How To Buy Picooin](#)
- [How To Buy Ethereum \(ETH\)](#)
- [How To Buy Dogecoin \(DOGE\)](#)
- [How To Buy Pepe Coin \(PEPE\)](#)
- [How To Buy Ripple \(XRP\)](#)

Crypto Prediction:

- [Ethereum \(ETH\) Price Prediction 2024, 2025, 2030 — Will ETH Reach \\$10,000?](#)
- [Ethereum Price Prediction 2024, 2025, 2030: How High Can ETH Go in 2024?](#)
- [Bitcoin \(BTC\) Price Prediction 2024, 2025, 2030 — Is BTC a Good Investment?](#)
- [Ripple \(XRP\) Price Prediction 2024, 2025, 2030 — Will XRP Reach \\$1 After SEC Lawsuit?](#)
- [Pi Coin Price Prediction 2024,2025,2030 — Is Pi Coin a Good Buy?](#)
- [Pepe \(PEPE\) Price Prediction 2024, 2025, 2030 - Will PEPE Reach \\$1](#)