

# Deposit to earn rewards

Sign up and deposit to receive up to **10,055 USDT** in bonuses.  
Exclusive for new users only.

Get it now

## [ PDF Database Document ] - BTCC Cryptocurrency Exchange

Original:

<https://www.btcc.com/en-US/academy/financial-investment/nvidia-nvda-stock-price-prediction-202320252030-is-nvda-a-good-investment>

### Nvidia (NVDA) Stock Price Forecast & Price Prediction 2024,2025,2030

Is NVIDIA a company in which you've considered investing? Have you kept tabs on NVDA (NVIDIA) stock lately? If you have, you probably realize that 2022 was a difficult year for it. Since the start of the year, the stock price has fallen dramatically. As compared to NVIDIA's stellar performance in 2017, this decline comes as quite a shock.



Is there hope for NVIDIA [stock](#), or should we expect more underwhelming results going forward? Researching analyst projections for [NVIDIA \(NVDA\)](#) stock price movement this year and next is the greatest method to get a feel for the market's general direction. In this article, we will provide forecasts for NVDA stock from the years 2024 through 2030.

If you've been keeping up with our stock forecasts and projections, you know we won't try to cram a bunch of numbers in your face. Instead, we'll do a deep dive into the NVDA [stock](#) market to help you decide if it's a good investment. If you read this post, you'll also know when to make a purchase for maximum benefit. Important questions will be answered in the conclusion so that you can be guided appropriately.

[TRADE\_PLUGIN]NVDAUSDT,NVDAUSDT[/TRADE\_PLUGIN]

## What is Nvidia (NVDA) Stock?

NVIDIA is a multinational corporation based in the United States that creates hardware for computers, mobile devices, and gaming consoles. The company specializes in designing mobile computing and automotive systems on a chip (SoCs), as well as high-end graphics processing units (GPUs) for the gaming and professional markets. Chipsets, drivers, tablets, laptops, TV add-ons, and CPUs are just a few of the various items that have made the firm famous (CPUs).

NVIDIA was established in 1993 by Jen-Hsun Huang, Curtis Priem, and Christopher Malachowsky, three American computer scientists. The company became well-known for creating high-quality integrated circuits utilized in several consumer electronics. Shield Portable, Shield Tablet, Shield Android TV, and GeForce Now are just a few of the products and services that have helped it become well-known in the gaming business.

Jensen Huang serves as President and CEO of NVIDIA, which has its headquarters in Santa Clara, California. The Nvidia Advanced Rendering Center and Mellanox Technologies are two of its primary affiliates. Recently, NVIDIA made a move to buy Arms Ltd., which would have been the largest acquisition in the history of the chip industry, but the deal ultimately fell through. The recent precipitous decline in the price of NVIDIA shares has been attributed, at least in part, to this flop.

[TRADE\_PLUGIN]NVDAUSDT,NVDAUSDT[/TRADE\_PLUGIN]



[Download App for Android](#)

[Download App for iOS](#)

## Nvidia (NVDA) Stock Overview

**ABOUT NVIDIA**



NVIDIA  
Website: <http://www.nvidia.com>  
ATH: \$1224.40  
Rank: 2  
24HP: \$145.79 / 24LP: \$140.29



Stock	NVIDIA
Last Price	\$ 145.14 ▲ 0.07%
Rank	2
Market Cap	\$ 3,554.5B
24H Trading Volume	\$ 229.5M
Exchange	NASDAQ
Open	\$ 142.00
Previous Close	\$ 142.00
High	\$ 145.79
Low	\$ 140.29
ATH	\$ 1224.40 / 2024-06-05
Website	<a href="http://www.nvidia.com">http://www.nvidia.com</a>
CEO	Jen-Hsun Huang
Total Employees	13775
Industry	Semiconductors
Address	2788 San Tomas Expressway
City	Santa Clara
State	CA
Country	US

Zip	95051
Phone	1.408.486.2000
Update Time	2024-12-05 04:58:01

## Nvidia (NVDA) Stock Price Performance

Price Change 1H Percent	14.09%
Price Change 1D Percent	0.07%
Price Change 7D Percent	7.22%
Price Change 30D Percent	6.49%
Price Change 90D Percent	35.44%
Price Change 365D Percent	211.69%



[Download App for Android](#)

[Download App for iOS](#)

## Nvidia (NVDA) Stock Price History

Date	Open	High	Low	Close	Volume
2016-12-05	\$ 2.20	\$ 2.28	\$ 2.20	\$ 2.27	400
2017-12-05	\$ 4.59	\$ 4.76	\$ 4.51	\$ 4.65	2.8K

2019-12-05	\$ 5.23	\$ 5.26	\$ 5.18	\$ 5.21	3.5K
2022-12-05	\$ 16.88	\$ 16.95	\$ 16.52	\$ 16.61	31.3M
2023-12-05	\$ 46.07	\$ 46.58	\$ 45.77	\$ 46.57	36.2M

[TRADE\_PLUGIN]NVDAUSDT,NVDAUSDT[/TRADE\_PLUGIN]

## Nvidia (NVDA) Stock Technical Analysis

All financial markets use moving averages (MA), a well-liked indicator that smoothes price movement over a predetermined period of time. Since they are a trailing indication, past price activity has an impact on them. The simple moving average (SMA) and exponential moving average (EMA) are the two forms of moving averages shown in the table below.

Daily Simple Moving Average (SMA) & Daily Exponential Moving Average (EMA)

Date Calculated:2024-12-05

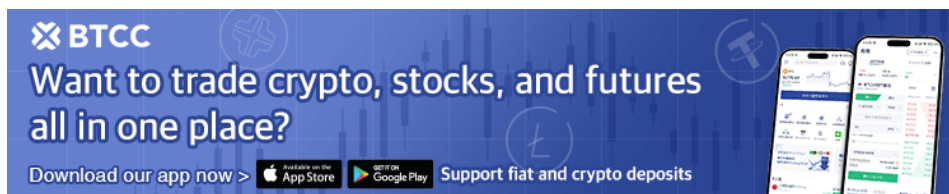
3_SMA	\$ 138.94	3_EMA	\$ 140.20
5_SMA	\$ 137.81	5_EMA	\$ 139.06
10_SMA	\$ 140.51	10_EMA	\$ 139.46
20_SMA	\$ 142.73	20_EMA	\$ 140.41
21_SMA	\$ 142.43	21_EMA	\$ 140.39
50_SMA	\$ 136.57	50_EMA	\$ 136.48
100_SMA	\$ 126.24	100_EMA	\$ 128.29
200_SMA	\$ 112.71	200_EMA	\$ 112.47

Weekly Simple Moving Average (SMA) & Weekly Exponential Moving Average (EMA)

Date Calculated:2024-12-05

21_SMA_weekly	\$ 126.64	21_EMA_weekly	\$ 128.59
50_SMA_weekly	\$ 101.02	50_EMA_weekly	\$ 106.18

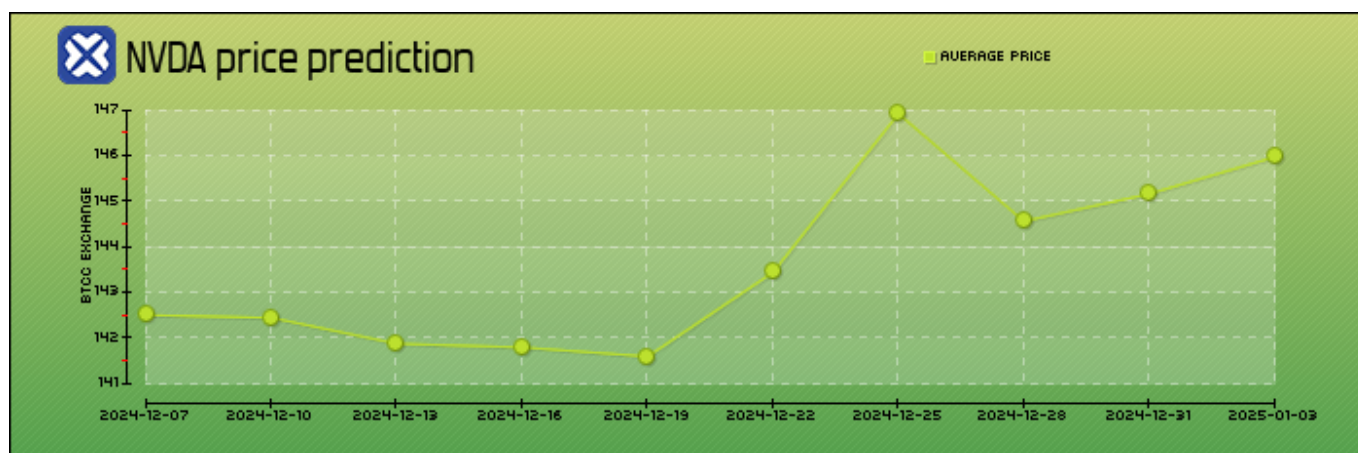
100_SMA_weekly	\$ 67.66	100_EMA_weekly	\$ 80.48
200_SMA_weekly	\$ 43.32	200_EMA_weekly	\$ 55.42



[Download App for Android](#)

[Download App for iOS](#)

## Nvidia (NVDA) Stock Price Prediction for Today, Tomorrow and Next Week

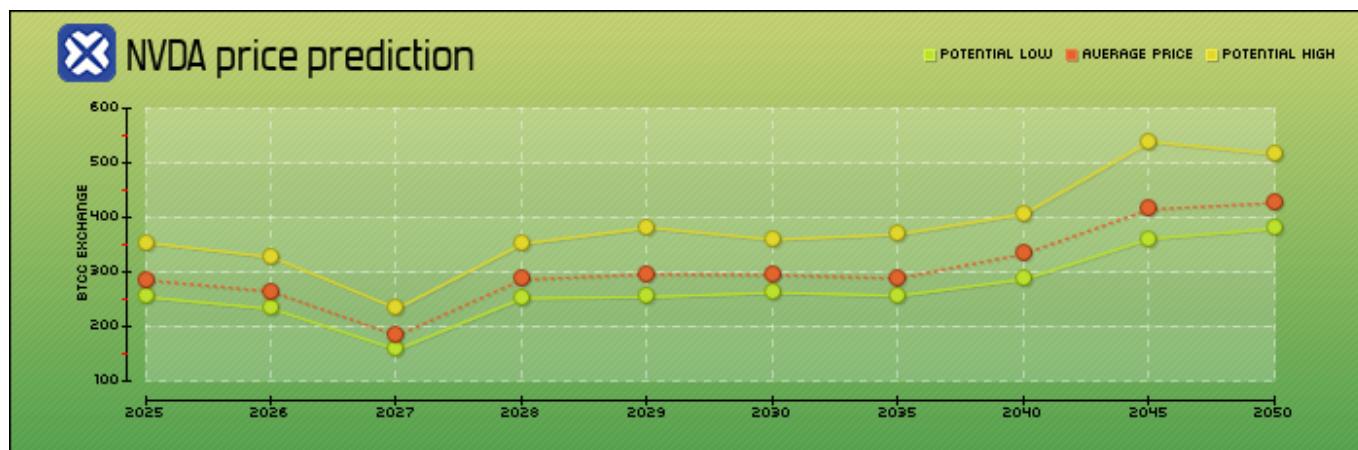


Date	Price Prediction	Change
2024-12-05	\$ 142.46	-1.85%
2024-12-07	\$ 142.51	-1.81%
2024-12-10	\$ 142.45	-1.86%
2024-12-13	\$ 141.88	-2.25%
2024-12-16	\$ 141.80	-2.30%
2024-12-19	\$ 141.60	-2.44%
2024-12-22	\$ 143.45	-1.16%
2024-12-25	\$ 146.93	1.23%


2024-12-28	\$ 144.57	-0.39%
2024-12-31	\$ 145.17	0.02%
2025-01-03	\$ 145.98	0.58%

[TRADE\_PLUGIN]NVDAUSDT,NVDAUSDT[/TRADE\_PLUGIN]

## NVIDIA (NVDA) Stock Price Forecast for 2025-2050



Year	Yearly Low	Yearly Average	Yearly High
2025	\$ 253.60	\$ 284.94	\$ 353.33
2026	\$ 232.19	\$ 263.85	\$ 327.17
2027	\$ 157.53	\$ 183.18	\$ 232.64
2028	\$ 251.53	\$ 285.83	\$ 351.57
2029	\$ 254.07	\$ 295.43	\$ 381.10
2030	\$ 261.91	\$ 294.28	\$ 359.02
2035	\$ 256.51	\$ 288.21	\$ 368.91
2040	\$ 286.30	\$ 332.91	\$ 406.15
2045	\$ 360.54	\$ 414.41	\$ 538.73
2050	\$ 379.51	\$ 426.42	\$ 515.97



[Download App for Android](#)

[Download App for iOS](#)

## **NVIDIA (NVDA) Stock Price Prediction 2024**

If NVIDIA performs as we anticipate, the stock price might hit \$500 by 2024. A price of \$483 or more is anticipated for the first six months. We expect NVDA to close the year at a price of \$524 per share.

[TRADE\_PLUGIN]NVDAUSDT,NVDAUSDT[/TRADE\_PLUGIN]

## **NVIDIA (NVDA) Stock Price Prediction 2025**

35 analysts have provided price targets for NVIDIA in 2025, with a consensus target of \$550 and ranges from \$610 to \$485. A 120% rise from today's price is reflected in the average estimate.



The midyear price target for NVIDIA (NASDAQ:NVDA) shares in 2025 is \$556. The stock is projected to rise to \$593 in the second half of the year.

[TRADE\_PLUGIN]NVDAUSDT,NVDAUSDT[/TRADE\_PLUGIN]



[Download App for Android](#)

[Download App for iOS](#)

## NVIDIA (NVDA) Stock Price Prediction 2030


By 2030, the typical share price of NVIDIA (NVDA) will have increased to \$857. At this moment, we do not anticipate a decrease in pricing. Instead, it ought to increase to \$875 during the first half of the year. By 2030's end, analysts anticipate that NVIDIA share price will have increased to \$890.



[TRADE\_PLUGIN]NVDAUSDT,NVDAUSDT[/TRADE\_PLUGIN]

## NVIDIA (NVDA) Stock Earnings History

Report Date	Forecasted EPS	Reported EPS	Last Year's EPS	EPS YoY Change
2024-11-20	\$ 0.75	\$ 0.81	\$ 0.27	200.00%
2024-08-28	\$ 0.64	\$ 0.68	\$ 0.11	518.18%
2024-02-21	\$ 0.46	\$ 0.52	\$ 0.09	477.78%
2023-11-21	\$ 0.34	\$ 0.40	\$ 0.06	566.67%
2023-08-23	\$ 0.21	\$ 0.27	\$ 0.05	440.00%
2023-05-24	\$ 0.09	\$ 0.11	\$ 1.36	-91.91%
2023-02-22	\$ 0.08	\$ 0.09	\$ 1.32	-93.18%
2022-11-16	\$ 0.07	\$ 0.06	\$ 1.17	-94.87%
2022-08-24	\$ 0.06	\$ 0.05	\$ 1.04	-95.19%
2022-05-25	\$ 1.29	\$ 1.36	\$ 0.78	74.36%

[TRADE\_PLUGIN]NVDAUSDT,NVDAUSDT[/TRADE\_PLUGIN]



**BTCC**  
 Want to trade crypto, stocks, and futures  
 all in one place?  
 Download our app now >   Support fiat and crypto deposits

[Download App for Android](#)

[Download App for iOS](#)

## NVIDIA (NVDA) Stock Dividened History

Ex-Dividend Date	Payout Amount	Declare Date	Payment Date	Stock Price
2024-12-05	\$ 0.01	2024-11-20	2024-12-27	- 0.00
2024-09-12	\$ 0.01	2024-08-28	2024-10-03	\$ 119.25
2024-06-11	\$ 0.01	2024-05-17	2024-06-04	\$ 120.91
2024-03-05	\$ 0.40	2024-02-21	2024-03-27	\$ 85.96
2023-12-05	\$ 0.40	2023-11-21	2023-12-28	\$ 46.57

2023-09-06	\$ 0.40	2023-08-23	2023-09-28	\$ 47.06
2023-06-07	\$ 0.40	2023-05-24	2023-06-30	\$ 37.44
2023-03-07	\$ 0.40	2023-02-22	2023-03-29	\$ 23.28
2022-11-30	\$ 0.40	2022-11-16	2022-12-22	\$ 16.83
2022-09-07	\$ 0.04	2022-08-24	2022-09-29	\$ 137.64

[TRADE\_PLUGIN]NVDAUSDT,NVDAUSDT[/TRADE\_PLUGIN]


## Is NVDA a Good Investment?

It goes without saying that NVIDIA is a reliable business partner. It has dominated the graphics processing unit (GPU) and chipset markets for years and has all the resources it needs to continue doing so. After its first public offering, NVIDIA stock has done exceptionally well. There have been dips in the stock price, but each time it has rebounded to provide investors with a greater return on their investment. You should definitely put money into the market.

In light of the stock's past performance and future expectations, NVDA appears to be a solid investment. Every savvy stock investor will rush in because of the promising growth forecast for the future years. You should keep in mind, however, that stock investment has a high degree of risk, and that forecasts are not always accurate.

Simply put, NVIDIA stock appears stable and promising. Despite recent downtrends, NVDA remains in a favorable position. Within a year, it will likely recover and begin a bullish run that can provide investors with a good return on investment. The time to invest is now, but go with caution because the market might be more difficult than you might expect.

[TRADE\_PLUGIN]NVDAUSDT,NVDAUSDT[/TRADE\_PLUGIN]



[Download App for Android](#)

[Download App for iOS](#)

## **Will NVIDIA Stock Hit \$1000?**

Nvidia's graphics cards and video games have gotten the company a lot of attention, but the company's future success will come from its data center solutions. There was already a global trend toward storing data in the cloud among businesses before the Covid-19 pandemic, but that trend has accelerated significantly since then.

The cloud storage market is only expected to grow as more companies move their data there. Nvidia is not only excellent at GPUs, but also at complicated tasks like those involved in AI. Nvidia is already threatening Intel's dominance in the data center by developing data processing units (DPU) capable of running such demanding applications.

Because of this, NVIDIA has formed vital alliances with industry leaders in cloud computing, including AWS, GCP, and Azure. NVIDIA stands to gain from the expanding cloud computing market, which bodes well for the company's future revenue and the price of NVDA stock.

Personal Visualization is another rapidly expanding area for Nvidia. With the help of Personal Visualization, Nvidia will be able to become a major player in Metaverse, which is a multitrillion dollar opportunity in the long term. The Omniverse is Nvidia's response to the Metaverse. There will reportedly be over 40 million designers utilizing Omniverse in the near future, and Nvidia will charge a license fee of \$1,000 per user.

Many experts predict that millions more people will use virtual assistants in the future, making Omniverse a potentially lucrative investment for Nvidia. Nvidia stands to benefit from the growth of the datacenter and the omniverse markets, despite the fact that these are currently smaller revenue categories than GPU sales.

[TRADE\_PLUGIN]NVDAUSDT,NVDAUSDT[/TRADE\_PLUGIN]

## What Affects NVIDIA Stock Price?

**Dominance in the GPU Market:** The industry that requires GPUs is aware that no one makes them better than Nvidia. Even though Advanced Micro Devices Inc. (NASDAQ: AMD) and Taiwan Semiconductor Manufacturing Company Ltd. (NYSE: TSM) are competitors of NVIDIA in the semiconductor industry, comparing their market caps shows how far apart NVIDIA is from, well, every other company. Compared to NVIDIA's \$3.18 trillion, the market values of Advanced Micro Devices (\$243B) and Taiwan Semiconductor Manufacturing (\$781B) are humongous.

**Demand From Unmatched Tech customers:** The other members of the Magnificent Seven, who are at the forefront of the AI revolution, are the company's principal clients, and their demand is unmatched in the IT industry. Actually, 40% of NVIDIA's revenue comes from just four Big Tech competitors who are vying for the lead in the shift to generative AI: Alphabet Inc. (NASDAQ: GOOGL), Amazon.com Inc. (NASDAQ: AMZN), Meta Platforms Inc. (NASDAQ: META), and Microsoft Corp. (NASDAQ: MSFT).

**The Trend of AI Is Only Beginning:** Grand View Research estimates that the artificial intelligence market was worth \$196.63 billion in 2023. Despite its seeming size, it is insignificant when compared to the market's future trajectory. "Continuous research and innovation directed by tech giants [that] are driving adoption of advanced technologies in industry verticals, such as automotive, healthcare, retail, finance, and manufacturing," the report states, citing "continuous research and innovation" as the reason for the industry's anticipated 36.6% compound annual growth rate (CAGR) from 2024 to 2030.



**BTCC**  
Level up your VIP status for more benefits  
BTCC - Your preferred crypto futures exchange

Download our app now

Available on the App Store

GET IT ON Google Play

Support fiat and crypto deposits

## FAQs

### 1. Will NVDA hit \$1,000?

Certainly, the NVIDIA share price might approach \$1,000. Unfortunately, this will not occur within the next few years. In fact, according to our NVIDIA (NVDA) stock price forecast, the stock may not reach this price goal by 2030.

### 2. What will the value of NVIDIA stock be in five years?

In the next five years, it is anticipated that the price of NVIDIA stock will be in the vicinity of \$700. According to our forecast, NVDA should cost \$723 by the middle of 2027. Moreover, the share price will rise to \$777 by the end of 2027. (five years from now).

### 3. What will the value of NVIDIA (NVDA) shares be in ten years?

Although our NVIDIA (NVDA) stock forecast does not span a ten-year period, we have sufficient data to determine the stock's price in ten years. In 10 years, the price of NVDA stock could reach \$950 if its value increases in accordance with our projections.

[TRADE\_PLUGIN]NVDAUSDT,NVDAUSDT[/TRADE\_PLUGIN]

---

## Where To Trade Tokenized Stock?


You can trade tokenized futures on BTCC Now. Over 300 USDT-margined perpetual trading pairs are available for users to trade, including many popular altcoins and meme-coins.

[Trade Tokenized Stock Now](#)

You can deposit and receive up to [10,055 USDT](#) now when you sign up and verify your account on BTCC. Every new user gets a **10 USDT** coupon after completing their registration. You will also get an additional **20 USDT** coupon on completing your KYC verification.

[Check more details.](#)

[GET 10 USDT WELCOME BONUS](#)



[Download App for Android](#)

[Download App for iOS](#)

## About BTCC

BTCC is a leading cryptocurrency trading platform that is distinguished by its ability to balance the simplicity of use with advanced features. It provides a comprehensive educational program through the BTCC Academy, 24/7 customer support, and robust security to both novices and experts. BTCC is a top choice for digital asset investors due to its emphasis on user contentment, which fosters a secure and informed trading environment across a variety of cryptocurrencies.

BTCC is one of the few exchanges in the market that offers high-leverage options for investors and concentrates extensively on futures trading. Users have access to more than 300 USDT-margined perpetual trading pairs, which encompass numerous prominent altcoins and meme-coins. Additionally, the platform has recently implemented spot trading to facilitate novice users who may not be acquainted with futures trading.

- **Established Reputation:** BTCC is one of the oldest and most well-known cryptocurrency exchanges, having been operational since 2011. Its history in the market enhances its credibility and trustworthiness.
- **A Diverse Selection of Cryptocurrencies:** BTCC allows customers to access and exchange a wide range of digital assets.
- **Margin and Futures Trading:** BTCC provides margin and futures trading options, allowing customers to expand their trading holdings and potentially increase their profits.
- **Proficient Trading Instruments:** such as real-time market data, trading charts, and technical analysis indicators. These tools can help users make informed trading decisions.
- **Security Measures:** BTCC values security and uses a variety of safeguards to secure customer payments and information. This includes two-factor authentication (2FA) and cold storage of cryptocurrency assets.

### **BTCC Guide:**

- [How to Trade Crypto Futures Contracts on BTCC](#)
- [BTCC Guide-How to Deposit Crypto on BTCC?](#)
- [What is Crypto Futures Trading - Beginner's Guide](#)
- [What is Leverage in Cryptocurrency? How Can I Trade at 100X Leverage?](#)
- [BTCC Review 2024: Best Crypto Futures Exchange](#)

### **Crypto Buying Guides:**

- [How To Buy Bitcoin \(BTC\)](#)
- [How To Buy Picoin](#)
- [How To Buy Ethereum \(ETH\)](#)



- [How To Buy Dogecoin \(DOGE\)](#)
- [How To Buy Pepe Coin \(PEPE\)](#)
- [How To Buy Ripple \(XRP\)](#)

## **Crypto Prediction:**

- [Ethereum \(ETH\) Price Prediction 2024, 2025, 2030 — Will ETH Reach \\$10,000?](#)
- [Ethereum Price Prediction 2024, 2025, 2030: How High Can ETH Go in 2024?](#)
- [Bitcoin \(BTC\) Price Prediction 2024, 2025, 2030 — Is BTC a Good Investment?](#)
- [Ripple \(XRP\) Price Prediction 2024, 2025, 2030 — Will XRP Reach \\$1 After SEC Lawsuit?](#)
- [Pi Coin Price Prediction 2024,2025,2030 — Is Pi Coin a Good Buy?](#)
- [Pepe \(PEPE\) Price Prediction 2024, 2025, 2030 - Will PEPE Reach \\$1](#)