

Deposit to earn rewards



Sign up and deposit to receive up to **17,500 USDT** in bonuses.
Exclusive for new users only.

Get it now

How to Buy Meme Coins - Full Beginners Guide for 2024

Original:

<https://www.btcc.com/en-US/academy/research-analysis/how-to-buy-meme-coins-full-beginners-guide-for-2024>

In the past, [meme coins](#) have given early investors enormous returns. From Dogwifhat and Pepe more recently, to Dogecoin and Shiba Inu in the past. These tokens present chances for rewards, but because of market volatility, there are also substantial risks involved.

Are you still keen to explore the world of meme coins but unsure of where to begin? We'll go over all you need to know and show you how to buy meme coins with confidence and ease in this in-depth guide.

Deposit and Receive Up to 10,055 USDT

Best 3 Ways to Purchase Meme Coins

There are three main options you can consider when it comes to purchasing meme coins. These include decentralised exchanges (DEXs), centralised exchanges (CEXs), and early launches through presales and initial coin offers (ICOs).


We've broken down the procedure for you to make it easier because the stages needed can occasionally vary. Let's examine the top three methods for purchasing meme coins before moving on.

Pre-sales and initial coin offers (ICOs) are two of the early ways to purchase a meme coin. You can buy new meme coins at a presale price before they hit the general market.

Centralised Exchanges (CEX): You may also purchase established meme coins from centralised exchanges, which provide liquidity and convenience of use. Once a meme coin gains popularity, companies such as eToro, MEXC, and Binance will offer it to clients.

Decentralised Exchanges (DEX): Alternatively, you may choose to exchange meme coins directly on decentralised platforms such as Uniswap, taking advantage of blockchain technology. DEX platforms are typically where meme currencies initially become accessible after or during presales.

[TRADE_PLUGIN]DOGEUSDT,WIFUSDT[/TRADE_PLUGIN]



[Download App for Android](#)

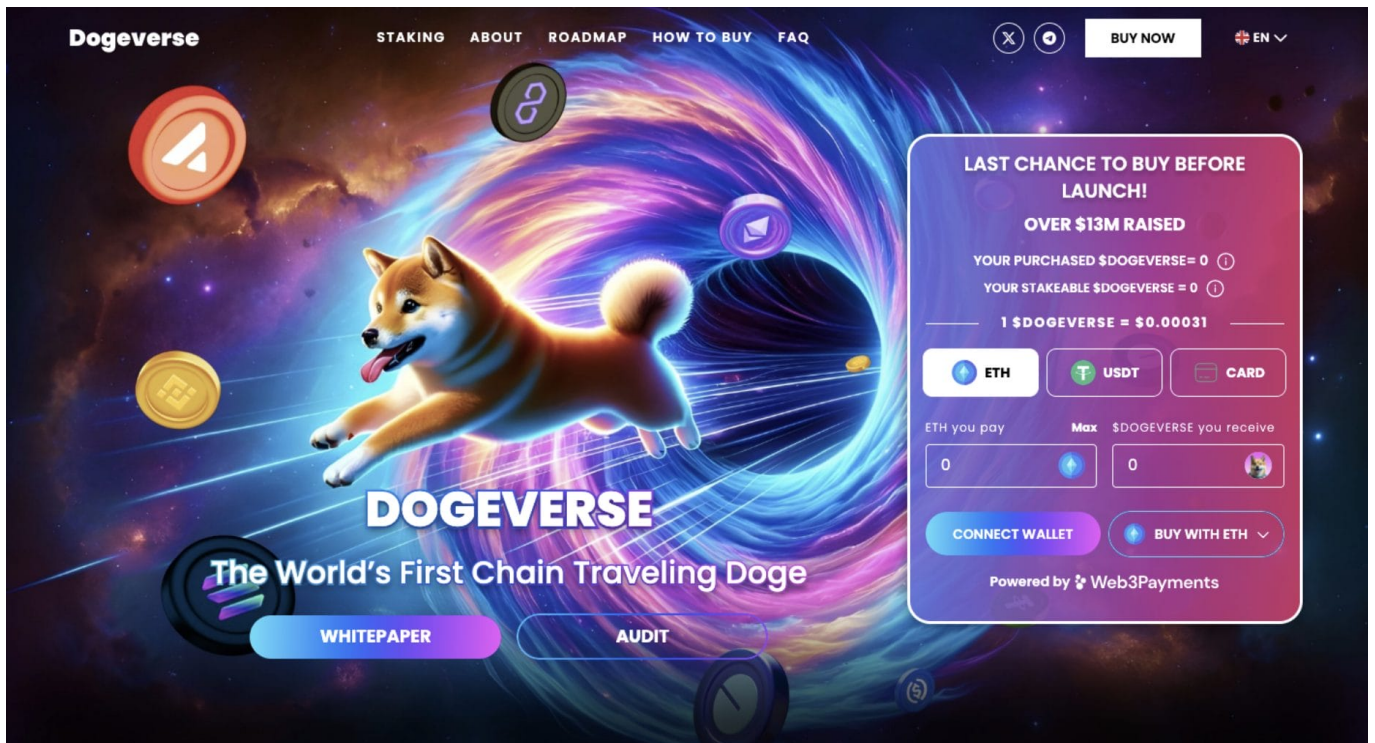
[Download App for iOS](#)

How to Buy Meme Coins on Presale?

Let us guide you through the process of purchasing fresh meme coins as soon as feasible if you're curious about it. Taking part in presales gives you first access to new meme currencies before they are released onto the market. To locate the greatest crypto presales, one must, however, perform extensive study and due diligence beforehand as investing in crypto presales has both benefits and drawbacks.

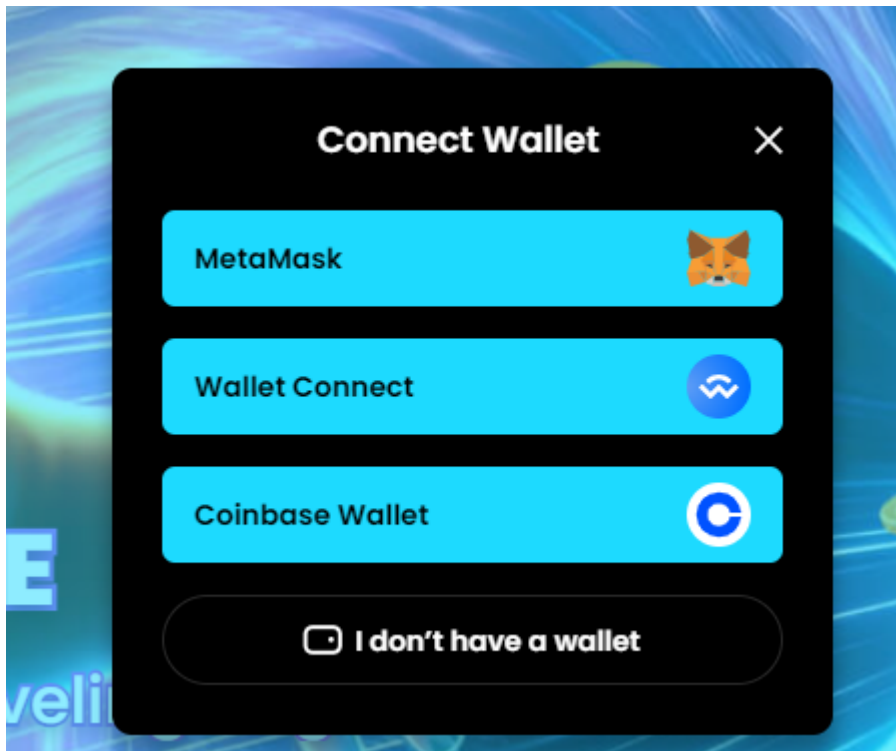
Let's examine the procedure using Dogeverse as an illustration:

1) Go to the presale page. To find out more about Dogeverse and the specifics of the token sale, start by visiting the presale page. You will then have the choice of making a purchase using ETH or connecting to a wallet.



2) Connect Wallet

In order to get ready to buy tokens, let's go with the former and link your bitcoin wallet to the presale portal. This can be a centralised substitute like Coinbase or a self-custody wallet like Metamask. After selecting the option, you will be prompted to enter your wallet's information.



3) Decide How Much to Purchase

Just enter the quantity of Dogeverse tokens you wish to buy during the presale after your wallet is connected. You can purchase \$DOGVERSE tokens with BNB, ETH, AVAX, and MATIC.

4) Verify the Transaction

Lastly, to ensure that your Dogeverse token allocation is secure, double-check the transaction details and validate your purchase. Your wallet will receive them.

Pros and Cons

Any cryptocurrency presale investment should only be made after careful consideration. Here are some things to think about:

Pros

- Purchase meme coins at a reduced cost before to listing.
- Purchasing straight from the project without the need for exchanges or middlemen.
- Some early investors experience enormous profits.

Cons

- Investing speculatively
- It could take some time to receive tokens.

Deposit and Receive Up to 10,055 USDT

How to Buy Meme Coins on a CEX?

Centralised exchanges offer an easy-to-use substitute for purchasing and selling meme coins if you wish to avoid the risk of doing so during the presale phase. Let's take a look at how to buy meme coins on a CEX, such as Dogecoin.

1) Select a CEX

Begin by selecting a reliable CEX that accepts the meme coin you want to buy. It can be difficult to choose where to buy meme coins, so we'll use BTCC in this case. BTCC is one of the world's oldest and most widely used bitcoin exchanges. Bobby Lee established it in 2011, with its headquarters initially in Shanghai, China. BTCC made substantial contributions to the early development of the Bitcoin and cryptocurrency ecosystems.

Go to its official website and select "Join BTCC" as your first step.



2) Open an account and finish the KYC

After starting the procedure, you must sign up for and complete the appropriate Know Your Customer (KYC) verification process. Simply register with your email address and personal information, and then verify your identity.

Once on the homepage, click “Verify” and you will be prompted to upload a photo of your ID as well as evidence of residence.

IDENTITY DOCUMENT

Select the country that issued your document

 Aland Islands

Choose your document type

- Passport Driver's license ID card
 Residence permit

NEXT >

3) Deposit Funds

It's now time to put money to your account because it has been opened and verified. Using a supported payment method, such as a credit card or bank transfer, add money to your eToro

account.

Deposit Crypto


Cryptocurrency

USDT BTC ETH XRP ADA USDC LTC

Blockchain network

USDT-TRC20 USDT-ERC20 USDT-OMNI

Please send only USDT-TRC20 to this deposit address. Attempts to send coins or tokens other than USDT-TRC20 to this address will not be successful and will result in losses of the assets.



Deposit Address

TPN...sjz Copy

Notes on depositing crypto

1.This is the USDT-TRC20 address.Please do not deposit cryptocurrency other than USDT-TRC20,otherwise,you may lose your assets.

2.The minimum top-up amount is 2USDT-TRC20. Any top-up amount smaller than this will not be credited and will not be refunded.

3.The transaction will have to be confirmed by the blockchain network nodes after the deposit is made to the address. Therefore,the deposit of [USDT-TRC20] may be affected by network congestion at times.Your patience is greatly appreciated.

4) Find Meme Coin

To find the meme currency you want to buy, use the exchange's search feature. In this instance, we'd like to purchase Dogecoin. Navigate to the price page after doing a search for the token.

Dogecoin/DOGE 0.14425850 -5.07% 947.833M (USDT) 20.808B Details Trade

[Trade on BTCC Now](#)

BTCC
Level up your VIP status for more benefits
BTCC - Your preferred crypto futures exchange
Download our app now Available on the App Store GET IT ON Google Play Support fiat and crypto deposits

[Download App for Android](#)

[Download App for iOS](#)

How to Buy Meme Coins on a DEX

Using a DEX is another option for people who are curious about how to trade meme currencies. Direct trading from your wallet without the need for a centralised middleman is made easy by decentralised exchanges (DEX). Uniswap, which is well-known for its vast token selection and user-friendly UI, is one of the most well-liked DEX platforms.

1) Choose a DEX

Selecting the appropriate DEX is contingent upon the blockchain network being utilised. It's important to do your homework and choose the DEX that best meets your demands because each one has different features and supported coins.

2) Connect Your Wallet

You must first connect your bitcoin wallet in order to trade. You can access your funds directly and keep complete control over your assets during the trading process by connecting your wallet.

3) Pick the Meme Coin

After connecting your wallet, go to the DEX platform's token selection option. You can choose the meme coin you want to buy by looking through the ones that are offered here.

4) Exchange Coins

Once the meme coin of your choice has been chosen, indicate how much you wish to purchase or exchange.

5) Verify the Transaction

After entering the transaction details, carefully check the data and verify the trade. Keep in mind that gas fees, which are related to transactions using Ethereum and may change dependent on network congestion. The meme coins will be instantly placed into your wallet upon transaction confirmation, allowing you to exchange or store them as you see fit.

Gas Fees for DEXs

Despite the fact that DEXs provide a direct and anonymous means to purchase meme coins, the fees linked with this can vary greatly due to gas fees.

CEXs often cover the costs of facilitating your deal with their own finances, so there are no petrol fees to worry about. Using a DEX for trading might get expensive when the network is very congested. Pepe meme coin demand drove Uniswap petrol fees on ETH transactions to a 12-month peak in 2023.

[Trade on BTCC Now](#)

Which Networks Allow You to Buy Meme Coins?

Meme coins are accessible on several blockchain networks and are well-known for becoming viral and being speculatively appealing. Comprehending the most widely used networks for meme currencies is crucial for investors who wish to engage in meme coin trading or diversify their holdings.

Thus, let's examine the main networks that presently hold meme coins if you're interested in learning more about where to sell them.

Ethereum Meme Coins

As a powerful platform for the development and exchange of decentralised tokens, the Ethereum network serves as the nerve centre for meme coin activities. Tokenomics and special features are added to several meme coins by using Ethereum's smart contract technology. Shiba Inu and Pepe are among the most widely used meme coins on the Ethereum network.

Shiba Inu (SHIB): Shiba Inu, inspired by Dogecoin, rose to prominence for its meme-centric branding and unique tokenomics, which included decentralised exchange (DEX) listings and a decentralised autonomous organisation (DAO) structure. SHIB is currently the second largest meme coin, after Dogecoin, with a market valuation of \$13.2 billion.

Pepe (PEPE): Inspired by the internet meme Pepe the Frog, PepeCoin seeks to establish a decentralised meme economy in which users may produce, exchange, and monetise digital commodities based on the Pepe figure. Pepe, which debuted as an ERC-20 token in May 2023, has been one of the most successful coins in the entire crypto industry. It has increased by more than 5,000,000%, gaining a \$2 billion market capitalization in the process.

[Trade on BTCC Now](#)

Solana Meme Coins

A lot of meme coin initiatives are moving to the Solana blockchain because of its cheap transaction costs and great throughput. When compared to meme coins built on Ethereum, those on Solana have faster transaction times and lower fuel fees. A couple of the most well-known meme currencies on the Solana network are Bonk and Dogwifhat.

Bonk (BONK) : Bonk is a meme-inspired Solana token that blends decentralised financial (DeFi) functionality with engaging community projects like yield farming and liquidity mining. It is presently ranked among the top 90 cryptocurrencies, with a market capitalization of \$900 million.

Dogwifhat (DOGWIFHAT): By utilising Solana's scalable infrastructure, Dogwifhat attracts users interested in meme coin trading and decentralised apps (dApps) by providing a meme-centric token with quick transaction times and cheap fees. One of the more well-known meme currencies in recent years, it brought enormous profits to its early backers.

[Deposit and Receive Up to 10,055 USDT](#)

Meme Coins with Independent Network

Certain meme coins have developed their own specialised platforms and gone beyond conventional blockchain networks. These initiatives provide special features and community-specific governance frameworks. Dogecoin is the most well-known illustration of a meme coin with a network.

Dogecoin (DOGE): Originally intended to be a joke, Dogecoin has grown into a popular digital currency with a devoted following and prominent support from people like Elon Musk. Once Musk purchased the social media network, he famously replaced the Twitter logo with the Dogecoin sign. With a daily trading volume of \$3.5 billion as of this writing, Dogecoin is the biggest meme coin in the world.

Dogverse (DOGVERSE): Although it does not run on its own unique network, Dogverse (DOGVERSE) is a meme coin that operates on many chains. Avalanche and Base integrations are now under development, and these include Binance, Ethereum, Polygon, and Solana. With almost \$5.4 million already raised, it is presently in the midst of its presale.

[Deposit and Receive Up to 10,055 USDT](#)



[Download App for Android](#)

[Download App for iOS](#)

Conclusion

Where to acquire meme coins and how to do it in detail are explained in this article. Finally, investors can get in on the fun and often speculative cryptocurrency trading action with meme coins. If you want to make it through this ever-changing market and find good investment opportunities, you need to know how meme currencies work on each network.

Thoroughly researching the tokens and their corresponding projects is essential before investing in them, whether through presales, centralised or decentralised exchanges, or any other means.

FAQs

Where can I purchase meme coins?

Both decentralised exchanges (DEX) and centralised exchanges (CEX) sell meme currencies. A large assortment of meme currencies are available for trading on well-known sites like BTCC.

What is the best exchange to purchase meme coins on?

The greatest centralised exchange for purchasing meme currencies is BTCC. It provides traders with simplicity, security, and a number of social trading features that are excellent for novices.

How are meme coins purchased in advance of listing?

Before tokens are released on open exchanges, investors can purchase them through meme coin presales or initial coin offers (ICOs). To avoid potential scams, these investments do come with dangers, therefore careful research is necessary.

Is investing in meme coins safe?

Meme coin investments are risky because of their speculative nature and erratic price swings. Certain meme coins have the potential to gain a lot of value and grow quickly, but they can also lose a lot of money.



[Download App for Android](#)

[Download App for iOS](#)

How to Trade Crypto Futures on BTCC?

Now you can trade **BTC** on [BTCC](#). BTCC supports a diverse selection of cryptocurrencies for trading. This includes popular cryptocurrencies such as Bitcoin (BTC), Ethereum (ETH), Litecoin (LTC), Bitcoin Cash (BCH), and others. BTCC also offers products such as crypto, gold, and tokenized stocks to help investors rationally allocate their assets.

1. Register an Account

Join BTCC now and get up to [10,055](#) USDT when you deposit and trade. Click the button below to sign up now.

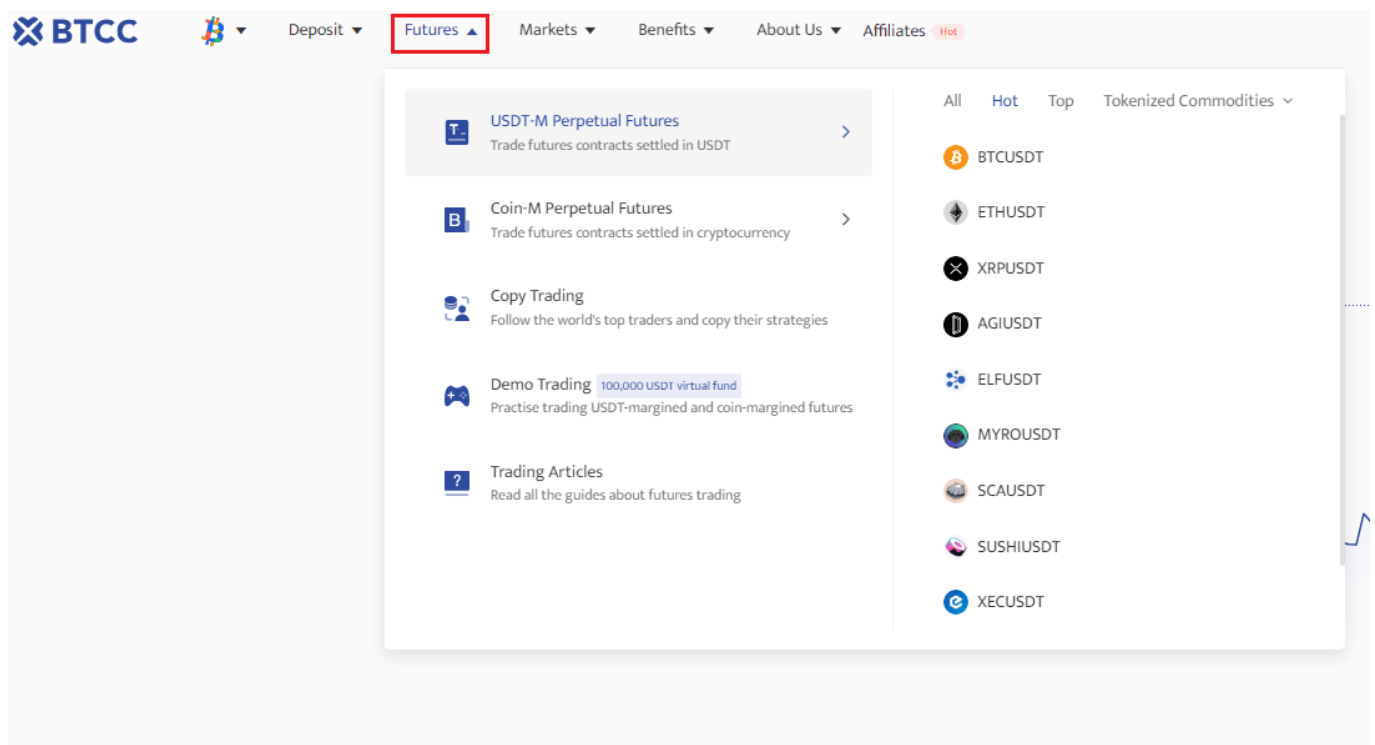
2. Deposit Funds

Once your account is set up, you'll need to deposit funds into your BTCC account. BTCC may offer various deposit methods such as bank transfers, cryptocurrency deposits, or other payment options. Choose the method that works best for you and follow the instructions provided to deposit funds into your account. BTCC mainly offers USDT margin and future trading. Therefore, you need to buy USDT before trading.

3.How to Trade BTC?

Here are the steps to trade **BTC** on BTCC

1) First, tap “Futures” on the website homepage










2) Select a product you would like to trade from the list here. BTCC currently offers daily and perpetual futures

Search coins/trading pairs

All **USDT-M Perpetual Futures** Coin-M Perpetual Futures

< **Hot** All Top Meme SOL Ecosystem BTC Ecosystem Bot & AI ARB Ecosystem >

Products Current price 24h Change

★  ARBUSDT 🔥	1.1422	-1.03%
★  BTCUSDT 🔥	63437.20	-0.56%
★  CKBUSDT 🔥	0.021931	-1.88%
★  ETHUSDT 🔥	3078.53	-0.18%
★  FILUSDT 🔥	6.020	-0.92%
★  FIROUSDT 🔥	1.5648	-0.12%
★  SOLUSDT 🔥	139.0471	+1.97%

3) Check time to settlement. The settlement time of these futures type is different, you can check the time for settlement for each product here.

65 day(s), 13 hour(s), and 47 min(s)
until settlement

4) After choosing product, you can decide whether you would like to buy or sell it. You only need to own USDT to trade USDT-margined futures. That is to say you can sell BTCUSDT futures without owing any BTC Coin.

The screenshot displays a trading interface for BTCUSDT futures. At the top, the leverage is set to 20x. Below this, there are 'Open' and 'Close' buttons. The order type is set to 'Market'. The 'Best Bid Price' is shown in a grey box. The quantity is set to 'BTC'. The contract value is approximately 0.00USDT. A slider is visible below the contract value. There is a checkbox for 'Set TP/SL' which is currently unchecked. The fee is listed as 'Free' (0.00USDT). At the bottom, there are two buttons: 'Open long' (green) and 'Open short' (red). Below these buttons, the maximum long and short positions are both 0.00 BTC, and the margin for both is 0.00 USDT.

Max long	0.00 BTC	Max short	0.00 BTC
Margin	0.00 USDT	Margin	0.00 USDT

5) Then select your order type, and choose your leverage.

Set leverage BTCUSDT



The leverage adjustment will affect all positions and margins under the current trading pair.

Current leverage: 20x

— 20 +



Max. position size 0.00 BTC

Required margin 0.00 USDT

Confirm

If you choose Limit or SL/TP order, you will need to enter your order price here.

Leverage 20x



Open

Close




Market


Limit

SL/TP

Best Bid Price

Enter the quantity or choose the percentage under the quantity field.

Leverage **20x** ▼ 


Open Close 

Market Limit SL/TP

Best Bid Price

Quantity | 0.1 BTC ▼

Contract Value ≈ 6350.35USDT



You can also set up stop loss or take profit targets to limit losses or maximise earnings.



Set TP/SL

Advanced

Take profit

USDT

Stop loss

USDT

Free

0.00USDT

Open long

Open short

6)After everything is set up, Buy or Sell to play your order. A confirmation window will show up, check if all info is correct and click [Confirm] to open the position.

BTCC FAQs

1.Can U.S. traders use the BTCC exchange?

Of course, BTCC accepts US traders on its platform. They can sell, purchase, or trade bitcoins in the excess marketplace using the BTCC exchange. And, of course, any USD deposits must be KYC-verified first.

2.What can you trade on the BTCC?

BTCC allows users to trade over 300 crypto futures, including USDT-margined and coin-margined options. Traders can use up to 225x leverage to enhance their trades. Furthermore, the site provides handy choices for both cryptocurrency and fiat deposits.

3.Is BTCC the ideal exchange for you?

If Bitcoin trading is your top priority, BTCC is definitely the finest exchange for you. This company has been focused on Bitcoin since 2011 and provides a user-friendly platform for all types of traders, both experienced and new.

4.Is the BTCC Exchange trustworthy?

BTCC has a 13-year track record of secure operations, with zero security problems. Along with this, it has adopted current security measures, making it a safer and more trustworthy environment than its contemporaries.



[Download App for Android](#)

[Download App for iOS](#)

About BTCC

BTCC is one of the world's oldest and most popular bitcoin exchanges. Bobby Lee created it in 2011, with its headquarters initially located in Shanghai, China. BTCC contributed significantly to the early development of the Bitcoin and cryptocurrency ecosystems.

BTCC initially concentrated on Bitcoin trading, but it gradually expanded its capabilities to cover other cryptocurrencies as well. The exchange allows users to purchase, sell, and trade numerous cryptocurrencies, including as Bitcoin (BTC), Ethereum (ETH), Litecoin (LTC), and Bitcoin Cash (BCH), among others.

BTCC has received recognition for its strong trading platform, liquidity, and security precautions. The exchange provides features such as spot trading, margin trading, and futures trading to accommodate various types of traders and investors. It gives consumers real-time access to market data, order books, and trading charts, allowing them to make informed trading decisions.

BTCC has undergone various alterations throughout the years in order to adapt to the changing regulatory landscape. It expanded its activities abroad, opening offices in other countries to serve a global customer base. However, cryptocurrency legislation and availability may differ based on jurisdiction.

As the cryptocurrency market evolves, BTCC remains a significant player in the industry, providing a variety of services and contributing to the growth and development of the crypto ecosystem.

BTCC Pros

- **Established Reputation:** BTCC is one of the oldest and most well-known cryptocurrency exchanges, having been operational since 2011. Its history in the market enhances its credibility and trustworthiness.

- **A Diverse Selection of Cryptocurrencies:** BTCC allows customers to access and exchange a wide range of digital assets.
- **Margin and Futures Trading:** BTCC provides margin and futures trading options, allowing customers to expand their trading holdings and potentially increase their profits.
- **Proficient Trading Instruments:** such as real-time market data, trading charts, and technical analysis indicators. These tools can help users make informed trading decisions.
- **Security Measures:** BTCC values security and uses a variety of safeguards to secure customer payments and information. This includes two-factor authentication (2FA) and cold storage of cryptocurrency assets.



[Download App for Android](#)

[Download App for iOS](#)

BTCC Bonus

BTCC bonuses apply to different categories of users. You can deposit and receive up to 10,055 USDT. Every new user gets a **10 USDT** coupon after completing their registration. You will also get an additional **20 USDT** coupon on completing your KYC verification.

- **Bonus On First Deposit And Trade**

You will get a bonus worth 10 USDT when you deposit 200 USDT and above within 7 days of opening an account. The reward includes a 5 trading fund and a 5 USDT coupon.

Get 20 USDT
Identity verification (KYC)
20 USDT coupon
Verify identity

Get 10 USDT
First deposit
Make your first deposit of 200 USDT or more within 7 days to get a 5 trading fund + a 5 coupon
Deposit

Or

Get 20 USDT
First deposit
Make your first deposit of 500 USDT or more within 7 days to get a 20 trading fund
Deposit

If the deposit is 500 USDT and above, you will get a 20-trading fund. Furthermore, if you make a cumulative deposit of 2000 USDT within 30 days of opening an account, you will get a 30 USDT trading fund. Trading within 7 days of signing up will also earn you a 20 USDT coupon.

• BTCC Futures Trading Bonus

You can earn bonuses from trading futures on BTCC within a stipulated time.

Get 30 USDT
Cumulative deposit
 Make deposits of 2,000 USDT or more cumulatively within 30 days to get a 30 USDT trading fund. Deposit

Get 210 USDT
Cumulative futures trading volume
 Trade 200,000 USDT or more in volume cumulatively to get a 10 USDT trading fund and a 200 USDT coupon. Trade

Get 320 USDT
Cumulative futures trading volume
 Trade 500,000 USDT or more in volume cumulatively to get a 20 USDT trading fund and a 300 USDT coupon. Trade

Get 550 USDT
Cumulative futures trading volume
 Trade 1,000,000 USDT or more in volume cumulatively to get a 50 USDT trading fund and a 500 USDT coupon. Trade

- A cumulative future trade of 200,000 USDT and above will earn you a 10 USDT trading fund and a **200 USDT** coupon.
- A cumulative future trade of 500,000 USDT and above will earn you a 20 USDT trading fund and a **300 USDT** coupon.
- A cumulative future trade of 1 million and above will earn you a 50 USDT trading fund and a **500 USDT** coupon.
- A cumulative future trade of 5 million USDT and above will earn you a 125 USDT trading fund and a **1000 USDT** coupon.
- A cumulative future trade of 10 million USDT and above will earn you a 250 USDT trading fund and a **2000 USDT** coupon.
- A cumulative future trade of 20 million USDT and above will earn you a 500 USDT trading fund and a **5000 USDT** coupon.

Get 1125 USDT
Cumulative futures trading volume
Trade 5,000,000 USDT or more in volume cumulatively to get a 125 USDT trading fund and a 1000 USDT coupon.

Get 2250 USDT
Cumulative futures trading volume
Trade 10,000,000 USDT or more in volume cumulatively to get a 250 USDT trading fund and a 2000 USDT coupon.

Get 5500 USDT
Cumulative futures trading volume
Trade 20,000,000 USDT or more in volume cumulatively to get a 500 USDT trading fund and a 5000 USDT coupon.

• Other Bonus

Invite a Friend

Invite a friend to BTCC to get a 25% rebate on their trading fees. You can get up to 530 USDT in rewards per referral.

[TRADE_PLUGIN]BTCUSDT,ETHUSDT[/TRADE_PLUGIN]

Related Posts:

[BTCC Guide-How to Deposit Crypto on BTCC?](#)

[What is Crypto Futures Trading - Beginner's Guide](#)

[What is Leverage in Cryptocurrency? How Can I Trade at 100X Leverage?](#)

[Best Crypto Exchange to Trade with Leverage](#)

[Best High Leverage Crypto Trading Exchange Platform](#)

[Here is a Cryptocurrency Scammer List of 2022](#)

[Free Crypto No Deposit Bonus For Signing Up 2022](#)

[Terra Classic Price Prediction- Will LUNC Hit \\$1?](#)

[Binance Learn and Earn Quiz Answers – LDO, WOO, QI Quiz Answers](#)

[Terra Classic Burn: The Reason Behind LUNC and LUNA Recent Spike](#)

[Shiba Inu \(SHIB\) Price Prediction 2023, 2025, 2030 : Will SHIB Reach \\$1?](#)

[Apecoin Price Prediction 2022, 2025, 2030 – Will Apecoin Go Up?](#)

[Ripple \(XRP\) Price Prediction 2023, 2025, 2030 : Why Are XRP Prices So Low?](#)

[Solana \(SOL\) Price Prediction 2022,2050, 2030-Future of Solana?](#)

[Avalanche \(AVAX\) Price Prediction 2022,2025,2030 – Is AVAX a Good Investment?](#)

[Chainlink \(LINK\) Price Prediction 2023, 2025, 2030 – Is LINK a Good Investment?](#)

[Dogecoin \(DOGE\) Price Prediction 2023, 2025, 2030 – Will DOGE Explode in 2023?](#)

[Bitcoin \(BTC\) Price Prediction 2023, 2025, 2030 – Is BTC a Good Investment?](#)

[Litecoin Price Prediction 2023, 2025, 2030: Is Litecoin a Good Investment?](#)

[Dash Price Prediction 2023, 2025, 2030: Is DASH a Good Investment?](#)

[GMT Price Prediction 2023, 2025, 2030: Is GMT Coin a Good Investment?](#)

[Bitcoin Cash Price Prediction 2023, 2025 and 2030: Is Bitcoin Cash a Good Buy?](#)

[Yearn.Finance \(YFI\) Price Prediction 2023, 2025, 2030 – Is YFI a Good Investment?](#)

[Bitcoin SV Price Prediction 2023, 2025, 2030: Is Bitcoin SV a Good Investment?](#)

[Tron \(Uniswap \(UNI\)\) Price Prediction 2023, 2025, 2030 — Will Tron Hit \\$1?](#)

[Gala \(GALA\) Price Prediction 2023, 2025, 2030 — Is GALA a Good Investment?](#)

[Blur Price Prediction 2023, 2025, 2030: Is Blur Crypto a Good Investment?](#)

[Fantom \(FTM\) Price Prediction 2023, 2025, 2030—Is FTM a Good Investment?](#)

[Polkadot \(DOT\) Price Prediction 2025 – 2030: Is Polkadot a Good Investment?](#)

[Aptos \(APT\) Price Prediction 2023, 2025, 2030- Will APT Go Up?](#)

[Bitcoin SV Price Prediction 2023, 2025, 2030: Is Bitcoin SV a Good Investment?](#)

[Aptos \(APT\) Price Prediction 2023, 2025, 2030- Will APT Go Up?](#)