

Deposit to earn rewards



Sign up and deposit to receive up to **17,500 USDT** in bonuses.
Exclusive for new users only.

Get it now

BTCC Referral Code: How to Earn Referral Rewards on BTCC?

Original:

<https://www.btcc.com/en-US/academy/crypto-basics/btcc-referral-code-how-to-earn-referral-rewards-on-btcc>

Experience a new way of earning rewards by inviting your friends to join BTCC. When a friend registers for a BTCC account through your BTCC Referral Code, you'll receive 25% of your friends' trading fees as a referral reward when they trade.

How to share your BTCC referral code and earn rewards?

To earn referral rewards, you need to log in your BTCC account and share your referral link with friends. If you don't have an account yet, check out our [ultimate guide](#) on BTCC register to open one for free now.

Step 1: Visit BTCC's [\[Referral\]](#) page and tap **[Login Now]** to get a personal recommendation link and QR code.

Invite a Friend & Earn 500USDT

Get 25% of your friends' trading fees as a reward when they trade. The more friends you invite, **the more rebates you'll get!**



Invite your friends now

Log in to get a personal recommendation link and QR code


Login Now

Step 2: After logging in, you will see your BTCC Referral Code, Link and QR Code. Tap **[Invite Now]** to share your referral link with friends, or choose the other two ways to invite friends.

Invite your friends now

My referral code: 

Ufi6pzp

My referral link: 

[https://www.btcc.com/...](https://www.btcc.com/)

Invited Users

0

Cumulative Rebates (USDT)

0.00

Invite Now

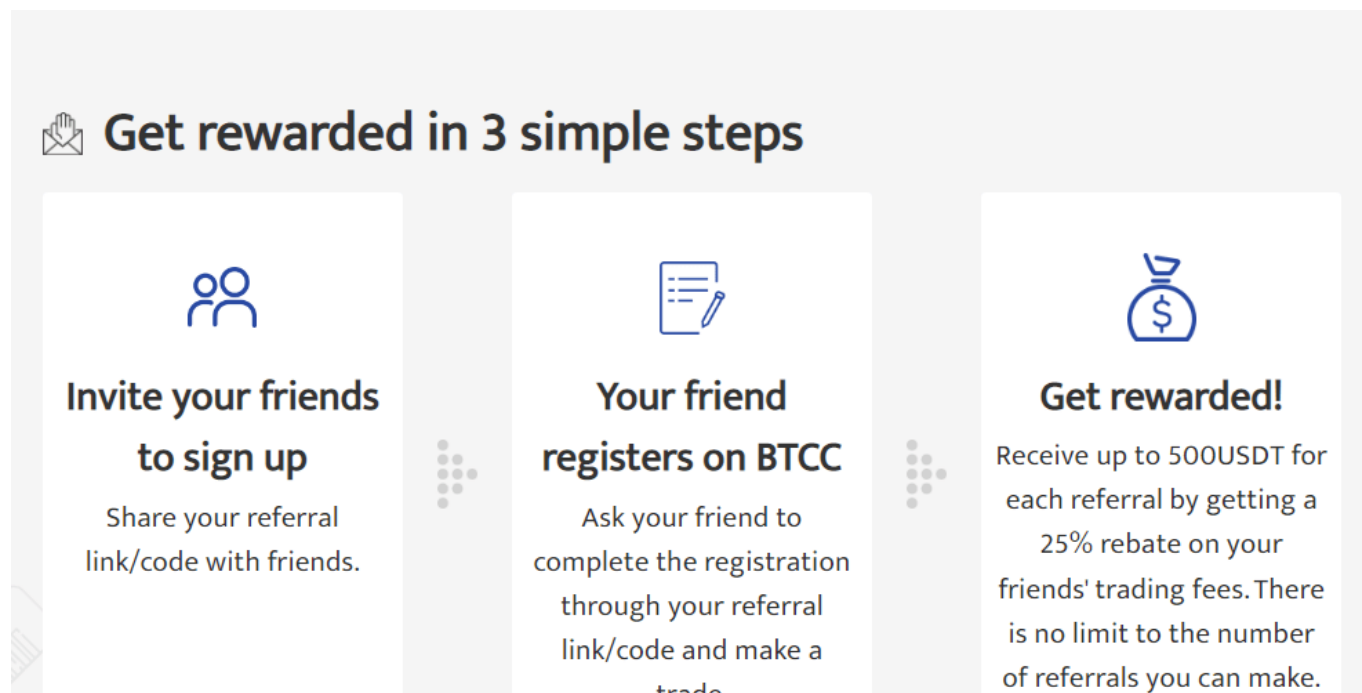
My Referral QR Code



Right Click &
Save

Step 3: Once your friend registers for a BTCC account through your referral link/code, completes Identity Verification, and makes a trade, you'll receive 25% of the referee's trading fees. You can earn up to 500USDT for each referral.

For example, John invited Mike to BTCC. Mike has paid 1,000USDT in trading fees for his trades; John will receive a reward of 250USDT as a referrer.



Users can fund their BTCC accounts using the following channels:

- Buy crypto with credit cards
- Deposit crypto from your wallet or other exchanges to your BTCC account



[Download App for Android](#)

[Download App for iOS](#)


How to claim your referral rewards?

The referrer will only get rebates from their referee's trading fees within 60 days after their referee's registration. Therefore, to be eligible for referral rewards, the referee will need to make a trade within 60 days after the registration. No rebates will be given to the referrer after 60 days.

The rebate earned from trading fees will be distributed to the user's spot account in USDT before 23:59:59 the next day. In the event of a holiday, it will be postponed. You can check it on [**My Referral History**].



My Referral History

Invited Users		My Rebates	
Invitee's Account		Rebates (USDT)	
<div></div> <div>No available record</div>			

There is no limit to the number of referrals you can make. You can earn more trading fee rebate by inviting more friends to join BTCC and make a trade.

No limit to the number of referrals you can make!

For every referral you make, you will get a 25% rebate on their trading fees, which means you can get up to 500USDT in reward. The more friends you invite, the more rebates you'll get, so spread the word now!

Invite a friend today



For more details on BTCC referral bonus, please refer to the [Campaign rules](#).

How to Deposit Crypto on BTCC

BTCC also offers great [deposit bonus](#) for its users. Now let's take a look at how to deposit on BTCC.

1. Go to the BTCC app, tap **Deposit** on the home page.



Live Trading ▾



BTC

18732.04

3-Year Price Change
401.81%



Deposit & receive exciting rewards



Change of XRP deposit addresses on BTCC



Deposit



Buy Crypto



Convert



Invite friends



Live Chat



Campaigns



Mission Centre



Follow us

Invite a Friend &
Earn 500USDT

The more friends you invite,
the more rebates you'll get!



3,500

Exclusive
New User

Popular



BTCUSDT Quarterly

100x/50x/20x/10x

18732.04

-347.46 -1.82%



Home



Markets



Futures



Assets

2. Select the cryptocurrency and its network that you plan to deposit into your BTCC account. USDT-TRC20 will be chosen as an example.



Choose your deposit currency

Please choose the correct crypto and make sure it is the same crypto chosen on the other platform, otherwise, your assets will not arrive or cannot be recovered.



USDT



XRP



USDC



ETH



BTC



ADA



LTC

[Buy Crypto >](#)



Deposit USDT

Blockchain network

--



Copy the deposit address



Choose the crypto network

Please choose the correct blockchain network and make sure it is the same network chosen on the withdrawal platform, otherwise, your assets will not arrive or cannot be recovered.

USDT-TRC20

USDT-ERC20

USDT-OMNI

3. Copy the deposit address by tapping on the **Copy address** button.



Deposit USDT

Blockchain network

USDT-TRC20



Deposit Address

**TCagSjAE9deK2AZE9CsAQgdYgfLurXyi
w**



[Buy Crypto >](#)

Tips

- 1.This is the USDT-TRC20 address. Please do not deposit cryptocurrency other than USDT-TRC20, otherwise, you may lose your assets.
- 2.The minimum top-up amount is 2USDT-TRC20. Any top-up amount smaller than this will not be credited and will not be refunded.
- 3 The transaction will have to be confirmed by the blockchain

Take a screenshot

Copy address

4. Transfer crypto to BTCC. Go to the withdrawal page of your other wallet and paste the address (or QR code) there to deposit funds to your BTCC account. Please make sure that the currency selected is the same as the one you have chosen on the BTCC app, otherwise, it may result in the loss of assets.
5. Enter the deposit amount.
6. Paste the deposit address (and destination tag) that you saved earlier in the corresponding fields.
7. Wait for blockchain confirmation. Your deposit should arrive in your BTCC account in no time.

Apart from crypto trading, BTCC also launched tokenized futures this year, allowing users to trade stocks and commodities futures with USDT as the margin.

The process of trading futures with BTCC begins with registration and log in. New customers can now [sign up here](#) and complete the Know Your Customer verification process to access all BTCC's features and claim special deposit bonus. Once verified, you can explore the BTCC promotion campaigns and start your crypto trading now.

[Sign up for BTCC now and claim special deposit bonus!](#)

Read More:

[BTCC Sign up - How to Register an Account on BTCC](#)

[What Is Futures Trading in Crypto? A Guide for Beginners](#)

[When Will Pi Coin Launch: Pi Network Phase 4 Release Date](#)

[Is Pi Network Legit Or Scam: Pi Coin Real Or Fake?](#)

[Pi Coin Price Prediction 2025](#)

[Hooked Protocol Price Prediction: How High Will HOOK Coin Go?](#)

[Wild Cash App by Hooked Protocol: Answer Quiz to Earn \\$HOOK](#)

[Ethereum Price Prediction 2025-2030](#)

[ETC Price Prediction 2025-2030: Will Ethereum Classic Go Up?](#)

[Gasoline Price Prediction 2022,2030: What Will It Be In Next Five Years?](#)

[Metamask Airdrop - To Get \\$MASK Token For Free?](#)

[LUNA Classic Burn: Will LUNC Burn Its Supply?](#)

[Terra LUNA 2.0 vs. Luna Classic \(LUNC\): What Are the Differences?](#)

[Luna Classic Price Prediction: Will Luna Classic Reach \\$1?](#)

[CRO Crypto Price Prediction 2025: Will CRO Coin Ever Reach \\$1?](#)

[ADA Cardano Price Prediction 2025, 2030](#)

[HBAR Price Prediction 2030: How Much Is HBAR Worth in 2030?](#)

[Best Bitcoin Casino Free Spins No Deposit 2022](#)

[Dogelon Mars Price Prediction: Is Dogelon Mars A Good Investment?](#)

[What Is PoW Ethereum \(ETHW\)? Your Ultimate Guide](#)