

Deposit to earn rewards

Sign up and deposit to receive up to **10,055 USDT** in bonuses.
Exclusive for new users only.

Get it now

[PDF Database Document] - BTCC Cryptocurrency Exchange

Original:

<https://www.btcc.com/en-US/academy/research-analysis/best-crypto-wallets-canada-2024-top-secure-picks>

Best Crypto Wallets Canada 2025: Top & Secure Picks!

As the market continues to heat up and governments begin to consider cryptocurrency such as Bitcoin and Ethereum as valued assets, Canada has witnessed growing popularity and wider adoption for digital assets. However, a cryptocurrency wallet is indispensable for the effective management of digital assets as it is responsible for securely buying, selling, trading, and storage of these valuable assets. Traders rely on these wallets to validate transaction details and ensure the protection of their cryptocurrency holdings.

In this article, we present an overview of the top-tier crypto wallets available in Canada, including both free and paid alternatives. This comprehensive and insightful guide delves into the distinct features, advantages, and disadvantages of each wallet. As a well-researched and reliable resource, this article aims to empower investors with the knowledge necessary to make an informed decision. Keep reading to uncover the ultimate crypto wallet tailored to provide you with exclusive insights and unparalleled security.

Best Crypto Wallets In Canada



BTCC, one of the longest-running crypto exchanges in the world, supports trading for 300+ cryptocurrencies with leverage ranging from 1X to 500X. If you want to start trading cryptocurrencies, you can start by signing up for BTCC.

\ Trade On BTCC With 10 FREE USDT! /

[Register Now To Earn Rewards Up To 10,055 USDT](#)

Table of Contents

[What is a Crypto Wallet?](#)

[How does Crypto Wallet Work?](#)

[How to Choose a Best Crypto Wallet in Canada?](#)

[Best Crypto Wallets in Canada: Top & Secure Picks!](#)

[Ledger Nano S Plus](#)

[Coinbase Wallet](#)

[Ledger Nano X](#)

[Exodus Wallet](#)

[Tangem Wallet](#)

[Conclusion](#)

\ Trade On BTCC With 10 FREE USDT! /

Register Now To Earn Rewards Up To 10,055 USDT

What is a Crypto Wallet?

A cryptocurrency wallet is a digital tool or device specifically designed for the storage, management, and facilitation of transactions involving cryptocurrencies. Unlike traditional wallets that hold physical currency, crypto wallets do not store actual coins or tokens. Instead, they employ cryptographic keys to secure and access a user's cryptocurrency holdings on the blockchain.

Modern cryptocurrency wallets make blockchain technology accessible to everyone. When cryptocurrencies were first introduced, sending them was a manual process that required users to enter lengthy keys. Today, the software does most of it for you.

The first wallet was created by Bitcoin's developer, Satoshi Nakamoto. The second wallet belonged to Hal Finney, who corresponded with Nakamoto and is reported to be the first individual to run the Bitcoin client software wallet. Nakamoto sent him 10 bitcoins as a test transaction, marking the beginning of the cryptocurrency craze.

[TRADE_PLUGIN]BTCUSDT,BTCUSDT[/TRADE_PLUGIN]



[Download App for Android](#)

[Download App for iOS](#)

How does Crypto Wallet Work?

Cryptocurrency wallets are software applications installed on computers, phones, or tablets that leverage an internet connection to access the blockchain network associated with the specific cryptocurrency you are utilizing.

It's important to note that cryptocurrencies are not stored in any physical location; rather, they are bits of data in a database, scattered all over it. A crypto wallet functions by locating all the bits linked to your public address and compiling the total amount for you within the application's interface.

These applications make sending and receiving cryptocurrency an effortless process. Various methods are available for initiating transactions from your wallet. Typically, you'll input the recipient's wallet address, select the amount to send, sign the transaction using your private key, include a fee for processing, and then submit it.

Receiving cryptocurrency is even simpler. The sender merely inputs your wallet address and follows the same steps. Once you accept the payment, the transaction is complete.

[TRADE_PLUGIN]BTCUSDT,BTCUSDT[/TRADE_PLUGIN]

[\ Trade On BTCC With 10 FREE USDT! /](#)

[Register Now To Earn Rewards Up To 10,055 USDT](#)

How to Choose a Best Crypto Wallet in Canada?

Canadians are fortunate to have many crypto wallet options to choose from, but this can also make the process of choosing a crypto wallet difficult. To find the best crypto wallet in Canada for your specific needs - consider the following:

- **User Experience:** Pick a crypto wallet with a user experience that matches your individual needs and experience level.
- **Type:** Providing ample security, software wallets are free to download as apps for your mobile phone and desktop computer, and are great for beginners and lower values of bitcoin. Hardware wallets are much more secure, better for larger amounts of bitcoin and longterm saving, but are less convenient for frequent transacting.
- **Security:** As the value of your crypto grows, so will your security needs. The wallet you start with today may not be right for you two or three years from now, and that's ok. You can always transfer your bitcoin to a more secure crypto wallet setup in the future.
- **Operating System:** Some crypto wallet apps are mobile-only, or desktop-only, while others support both.
- **Cost:** Most Bitcoin software wallets are free to download, while Bitcoin hardware wallets can cost \$100+ and may require shipping time.
- **Payments:** crypto transactions will become more expensive as adoption increases over time. Even today, affordable payment technology is paramount for day-to-day bitcoin spenders and frequent bitcoin savers (eg, a weekly Bitcoin DCA). Consider a crypto wallet that supports Layer 2 technologies like Lightning and Liquid.

[\ Trade On BTCC With 10 FREE USDT! /](#)

[Register Now To Earn Rewards Up To 10,055 USDT](#)



[Download App for Android](#)

[Download App for iOS](#)

Best Crypto Wallets in Canada: Top & Secure Picks!

After having a basic understanding of crypto wallet and its work principle, next, we will list the best wallet for your demand in Canada, ensuring the security and accessibility of your digital assets.

Ledger Nano S Plus



The Nano S Plus, a hardware wallet produced by the French company Ledger since 2014, boasts an unblemished security record with no reported hardware breaches. Due to Ledger's robust security measures, extensive support for a wide array of cryptocurrencies and NFTs, and its affordable price of US\$79, the Nano S Plus stands out as our top choice for a crypto wallet.

Furthermore, the Ledger Live app, which complements the Nano S Plus, offers users the convenience of swapping cryptocurrencies, purchasing them with a debit or credit card, and earning rewards through DeFi and staking. The Merlin dashboard within Ledger Live enables seamless interaction with over 1,000 DeFi protocols across ten blockchain networks, allowing users to track yields, profits and losses (PnL), and impermanent loss.

In addition to Ledger Live, the Ledger Nano S Plus can be connected to over 50 other network wallets, including MetaMask, MyEtherWallet, and MyCrypto, offering flexibility and convenience.

Ledger Nano S Plus

Pros

- **Highly secure:** The wallet employs a secure chip (ST33K1M5) with a security certification level of CC EAL5+. This ensures that sensitive information is kept safe and secure.
- **NFT support:** The wallet supports NFTs based on the Ethereum blockchain, allowing users to send, receive, and sign NFT transactions transparently.
- **Multi-Currency Support:** The Ledger Nano S Plus supports over 5,500 digital assets, allowing users to manage a diverse portfolio of cryptocurrencies.
- **Intuitive Interface:** The wallet's interface is designed to be user-friendly, making it easy for users to navigate and manage their crypto assets.

Cons

- **No Bluetooth:** Unlike the Ledger Nano X, the Ledger Nano S Plus does not have Bluetooth connectivity, limiting its mobile compatibility without the use of a USB-C cable.

Coinbase Wallet



Coinbase Wallet seamlessly integrates with your Coinbase account, facilitating effortless buying and selling of cryptocurrencies. The interface is designed to be intuitive and user-friendly, allowing for smooth connections to most major Canadian banks. Its cloud backup system is exceptional for safeguarding digital keys and assisting users in retrieving them in case of loss. Available as a mobile app or browser extension, Coinbase Wallet boasts a user-friendly UI that is consistent with the Coinbase exchange.

The wallet is pre-configured to support numerous blockchains, encompassing all EVM-compatible chains, Solana, Fantom Opera, and others. Coinbase offers a diverse portfolio of over 100 cryptocurrencies, including Bitcoin and Ethereum. Accessible globally, from North and South America, Europe, Asia, to Africa, Coinbase Wallet also provides options for crypto-staking.

Coinbase Wallet	Pros	Cons
	<ul style="list-style-type: none">• Easy to navigate crypto wallet for Canada• Supports over 500 cryptocurrency assets• Provide extensive educational resources• Access to DeFi and NFTs• Connect to many major banks in Canada, which made managing finances incredibly convenient	<ul style="list-style-type: none">• The trading tools provided were quite limited, which made it challenging for me to execute diverse strategies• High and complicated fee structure

Ledger Nano X

LEDGER NANO X

Secure, buy, exchange, grow your crypto and manage your NFTs with our new Bluetooth-enabled hardware wallet. All your digital assets secured in one place.



Released in 2019, the Ledger Nano X stands as a highly recognized and reliable Bitcoin hardware wallet among cryptocurrency enthusiasts. This USB-shaped device boasts the capability to securely store any 100 of the over 1,000 supported cryptocurrencies, including Bitcoin, Ethereum, XRP, and Tether. It employs a CC EAL5+ certified secure chip to safeguard your sensitive information, such as private keys.

Unlike its predecessor, the Ledger Nano S, the Ledger Nano X utilizes Bluetooth connectivity for seamless wireless management of your cryptocurrencies. This innovative feature enables users to monitor, receive, and send Bitcoins and other digital currencies directly through the Ledger Live mobile application. For those who prefer to monitor their Bitcoins from a computer, the Ledger Nano X includes a USB cable for effortless connection to a PC or Macbook.

Ledger Nano X

Pros

- Offer support for 1800+ crypto assets
- Support bluetooth connectivity
- Provide top-of-the-line security
- Offer a fast and easy-to-setup process
- Compatibility with Ledger Live software

Cons

- The transaction fees are significantly higher than some other hardware wallets
- Dependence on External Software
- Short USB Cable

\ Trade On BTCC With 10 FREE USDT! /

Register Now To Earn Rewards Up To 10,055 USDT

Exodus Wallet



Exodus Wallet is a relatively new software wallet created by JP Richardson and Daniel Castagnoli. Exodus Wallet is a software wallet for desktop and mobile that provides access to a wide range of cryptocurrencies. While many wallets only let you manage coins on a single network, Exodus supports assets on blockchains including Bitcoin, Ethereum, and Solana. This all-in-one functionality makes it our top wallet pick for beginners.

The wallet has added features like a portfolio overview that help you to oversee your holdings. And if you'd like to top up your portfolio, you can use the wallet's built-in exchange to swap your digital assets. You can also stake cryptos like Algorand (ALGO) and Cosmos (ATOM) through Exodus.

Exodus Wallet

Pros

- Provide access to a wide range of cryptocurrencies
- Good customer support
- Offer a simple and intuitive user interface

Cons

- Relatively low security level
- Relatively high fee

Tangem Wallet



Tangem Wallet is a hardware crypto wallet that is perfect for storing, buying, selling, sending, receiving, and exchanging over 4000 coins like Bitcoin, Ethereum, Litecoin, and Dogecoin. Users could also use it to access DeFi and dApps. As an innovative hardware wallet, Tangem Wallet has gained prominence in the cryptocurrency space with its unique design and high level of security.

The Tangem Cold Wallet consists of two main components. One component is the hardware wallet device — two or three physical Tangem cards with an inbuilt secure element chip developed in collaboration with Samsung semiconductors and an NFC antenna. The other component is the Tangem mobile app, available on iOS and Android platforms.

Tangem Wallet

Pros

- Seedless wallet at its core, but it provides the option to use a seed phrase
- Affordable and easy to use
- IP68 certified, offering maximum resistance to dust and water

Cons

- No touchscreen display
- The absence of direct NFT support is a limitation that I noticed
- WalletConnect doesn't support the Solana chain

[\ Trade On BTCC With 10 FREE USDT! /](#)

[Register Now To Earn Rewards Up To 10,055 USDT](#)

Conclusion

Cryptocurrency wallets are essential for anyone participating in trading or holding cryptocurrencies. After analysis, the most reliable crypto wallets for users in Canada are Ledger Nano S Plus, Coinbase Wallet Ledger Nano X, Exodus Wallet and Tangem Wallet.

[\ Trade On BTCC With 10 FREE USDT! /](#)

[Register Now To Earn Rewards Up To 10,055 USDT](#)



[Download App for Android](#)

[Download App for iOS](#)

About BTCC

BTCC, one of the longest-running exchanges in the world, supports [crypto copy trading](#), [spot trading](#), as well as [futures trading](#) for 300+ cryptocurrencies with a leverage ranging from 1X to 500X. If you want to trade cryptocurrency, you can start by signing up for [BTCC](#).



[BTCC](#) is among the best and safest platforms for crypto trading. The reasons why we introduce BTCC for you summarize as below:

- **Industry-leading security**
- **High liquidity & volume**
- **Extremely low fees**
- **High and rich bonus**
- **Excellent customer service**

\ Trade On BTCC With 10 FREE USDT! /

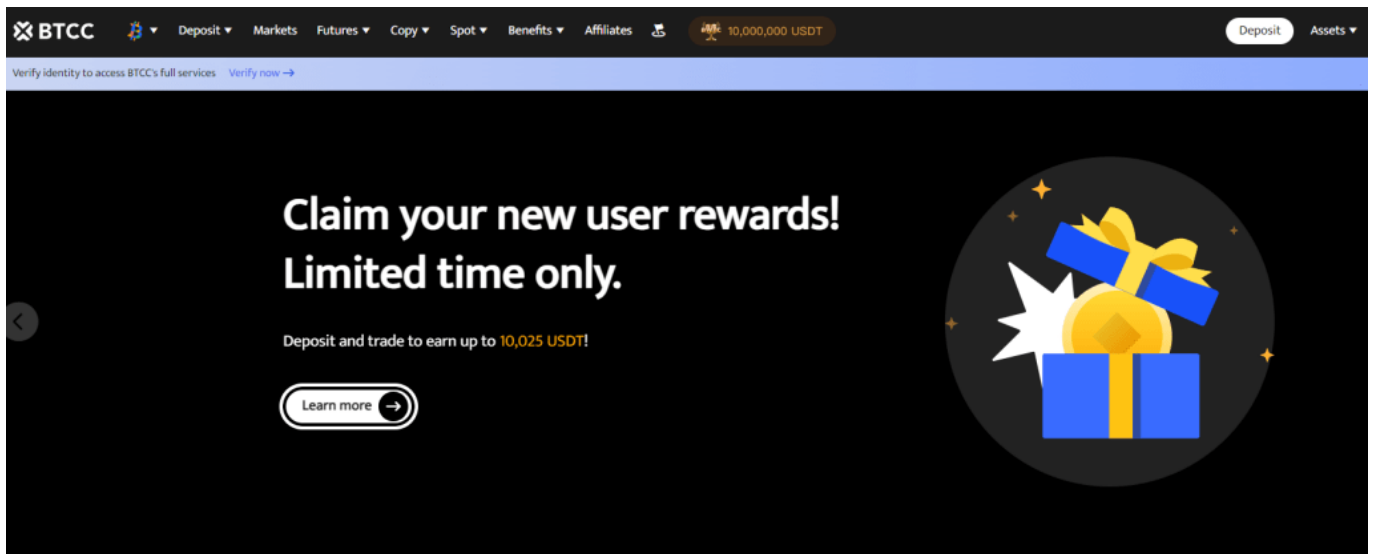
[Register Now To Earn Rewards Up To 10,055 USDT](#)

How to Trade Crypto Futures on BTCC?

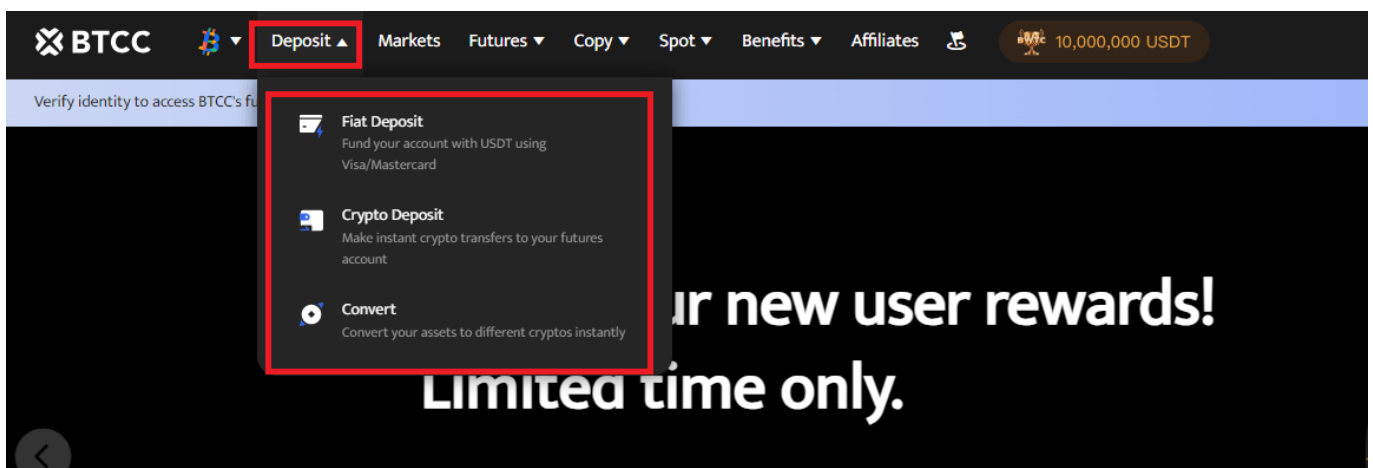
BTCC offers Perpetual Futures contracts with a leverage of up to **500x**, you can buy over 300 cryptocurrencies on BTCC at the most competitive price and highest security.

The following sets forth the guidance for trading futures on cryptocurrency exchange [BTCC](#):

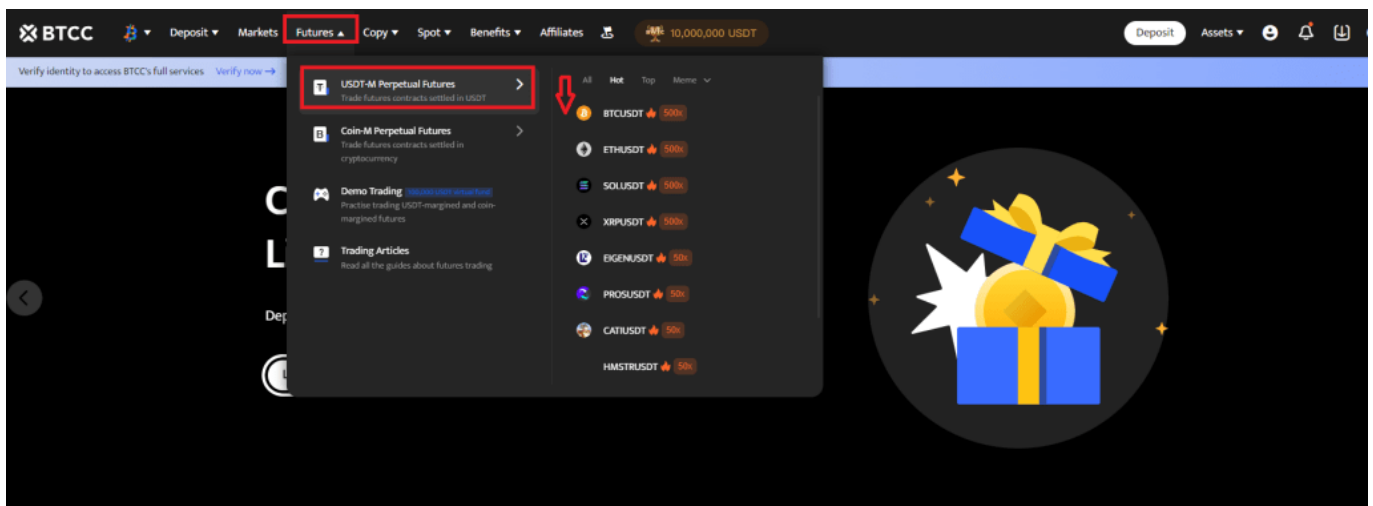
Step One: go to the [BTCC homepage](#) and log in to your BTCC account. If you do not have an account, you need to register first.



Step Two: go back to the [BTCC official homepage](#), choose "Deposit", and then fund your account with your preferred method (fiat deposit, crypto deposit or convert).



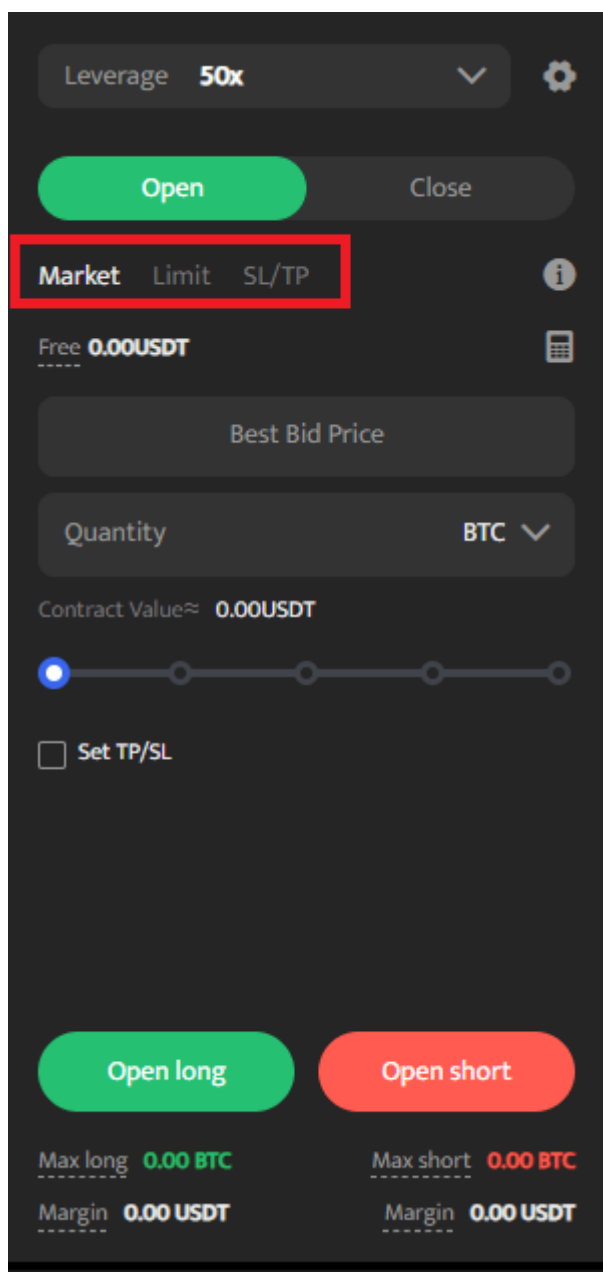
Step Three: go back to the BTCC official homepage, choose "Futures" - "USDT-M Perpetual Futures Contract", and find the crypto trading pair.



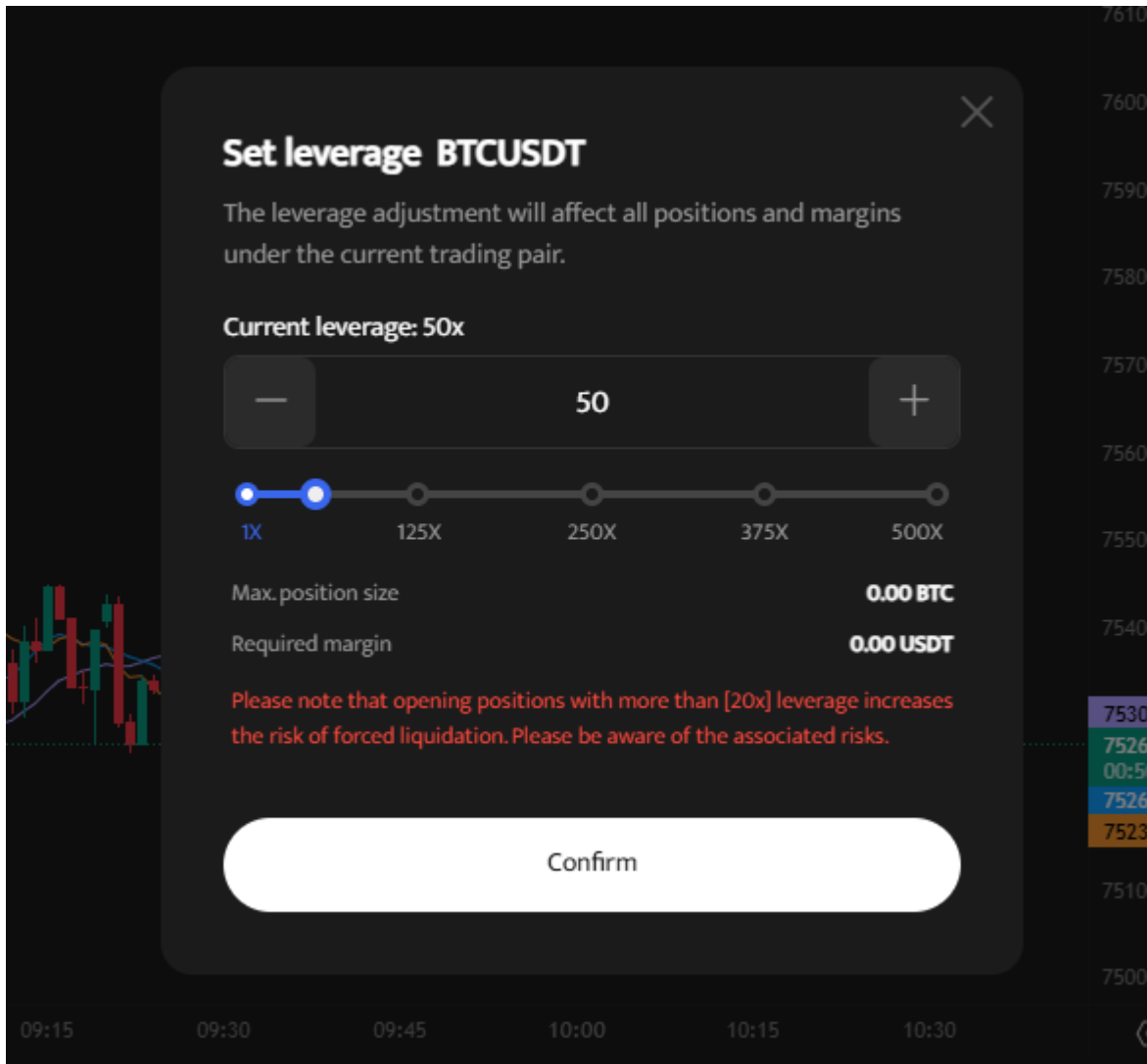
Step Four: choose the contract trading order type. Futures contract orders on BTCC platform are

divided into market orders, limit orders and SL/TP orders.

- **Market Order:** users place orders at the best price in the current market to achieve fast trading.
- **Limit Order:** Limit orders are a type of order to buy or sell futures at a price more favourable than the market price. When you buy at a price lower than the market price or sell at a price higher than the market price, the order will be in the form of a limit order.
- **SL/TP Order:** SL/TP orders are a type of order to buy or sell futures at a price less favourable than the market price. When you buy at a price higher than the market price or sell at a price lower than the market price, the order will be in the form of a SL/TP order.



Step Five: adjust the leverage multiple.



Please keep in mind that operating leverage carries the risk of liquidation. Leverage should be adjusted based on your financial status and risk tolerance.

Step Six: choose the lot size and set the SL/TP price .

Step Seven: after setting the basic data information, users can choose to buy (open long) or sell (open short) after entering their ideal price. Traders should remind that the price cannot be higher or lower than the highest buying price or lowest selling price of the platform.

Step Eight: click the buy or sell button, and the crypto futures contract order is completed.

\ Trade On BTCC With 10 FREE USDT! /

[Register Now To Earn Rewards Up To 10,055 USDT](#)

You May Like:

[BTCC Exchange Review 2025](#)

[Best Crypto Exchanges Canada 2025](#)

[A Beginner's Guide: How To Buy Meme Coins In Canada In 2025](#)

[A Beginner's Guide: How to Trading Crypto in Canada in 2025](#)

[Top Canadian Crypto Stocks to Buy in 2025](#)

[Hottest Cryptocurrencies To Buy In Canada For January 2025](#)

[Best Crypto Trading Bots in Canada for January 2025](#)

[BTCC vs. Bybit vs. eToro: which is the best choice for you?](#)

[BTCC vs. Bitbuy](#)

[Compare BTCC vs. Binance: Which is a Better Choice for Canadian Traders in 2025?](#)

[BTCC vs. NDAX: which is a better choice for crypto trading in Canada?](#)

[How to Buy Shiba Inu \(SHIB\) in Canada](#)

[Best Bitcoin ETFs In Canada For January 2025](#)

[Canada Cryptocurrency Market Analysis and Outlook 2025](#)

[How to Buy Pepe \(PEPE\) in Canada: A Complete 2025 Guide](#)

[How to Buy Ripple \(XRP\) in Canada](#)

[How to Buy Dogecoin In Canada](#)

[Beginner's Guide: How to Buy Bitcoin in Canada](#)

[How to Choose Best Crypto Exchanges in Canada](#)