

Deposit to earn rewards



Sign up and deposit to receive up to **17,500 USDT** in bonuses.
Exclusive for new users only.

Get it now

Best Crypto Tools For Research&Analysis In 2024

Original:

<https://www.btcc.com/en-US/academy/research-analysis/best-crypto-tools-for-researchanalysis-in-2024>

As we all know that any investment brings us with both opportunities and risks, especially for crypto trading, a a lucrative but risky venture. Through crypto trading, investors can easily earn generous profits by exchanging one digital currency for another. However, this kind of investment can also ruin your entire financial portfolio through your a wrong move.

Fortunately, there are large number of crypto analysis tools that can mitigate these risks and increase your chances of obtain massive return. With the help of crypto tools, investors can easily get access to real-time and historical market data, thus making better-well-informed trading decisions.

In this guide, we list the five best crypto analysis tools, which can cater to both newcomers and seasoned trader.

Quick Navigation at the Best Crypto Tools in 2024

[TradingView: Offering Advanced Charting Tools and Indicators for Technical Analysis](#)

[CoinMarketCap: Provide Accurate Real-time Price Data for Different Digital Assets](#)

[Messari: Offering Protocol Research and Comparative Analysis for Traders](#)

[Cryptowatch: Providing a Range of Charting Tools and Live Price Tracking](#)

[GlassNode: Offering Advanced Metrics for On-chain Data Analysis](#)

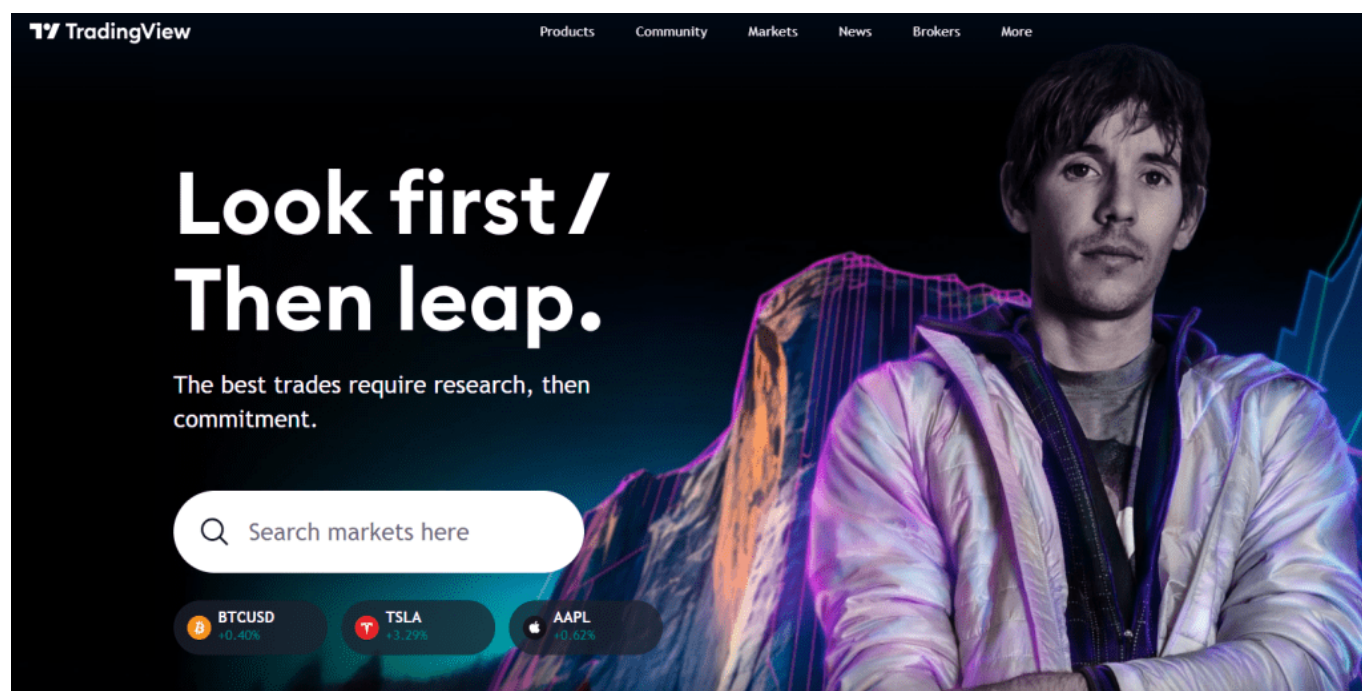
[Conclusion](#)

BTCC offers 300+ virtual currency contract trading pairs with leverage ranging from 1X to 225X. If you want to start trading cryptocurrencies, you can start by signing up for [BTCC](#).

\ Deposit and Receive Up to 10,055 USDT! /

[Click Here To Sign Up For BTCC](#)

TradingView: Offering Advanced Charting Tools and Indicators for Technical Analysis



The first best crypto analysis tool we list is TradingView, which is a versatile crypto analysis tool that covers various asset classes, including cryptocurrencies. With a philosophy of Look first / Then leap, TradingView is a popular charting platform and social network used by over 60 million traders and investors worldwide to spot opportunities across global markets.

What make TradingView one of the best crypto analytics platforms is its offering of live trading charts and technical indicators for digital assets and stocks. Besides, this platform is compatible with many crypto exchanges. What's more, all TradingView users can get access to its over 100,000 community-built indicators on TradingView.

Furthermore, users are allowed to simulate real market conditions for testing their strategies. With TradingView, users can conduct cryptocurrency price analysis, thus make excellent trading performance in volatile crypto trading market.

CoinMarketCap: Provide Accurate Real-time Price Data for Different Digital Assets

Today's Cryptocurrency Prices by Market Cap

Highlights

The global crypto market cap is \$2.25T, a **-1.58%** decrease over the last day. [Read More](#)

[More >](#) **Recently Added**

- + 8.66%** 1 GameBuild GAME
- + 66.95%** 2 PoolUp PLUP
- 14.02%** 3 Shiba Armstrong SHIBA

#Launchpool: Are You Staking?#

Experienced Binance Launchpad's impact? Share your journey. Did your investments soar with Binance's diverse...

[Join Discussion](#)

Fear & Greed Index

52
Neutral

[More >](#)

Cryptocurrencies | [NFTs](#) | [Categories](#) | [Memes](#) | [Solana Ecosystem](#) | [Gaming](#) | [AI](#) | Show rows: 100 | [Filters](#) | [Customize](#) | [Menu](#)

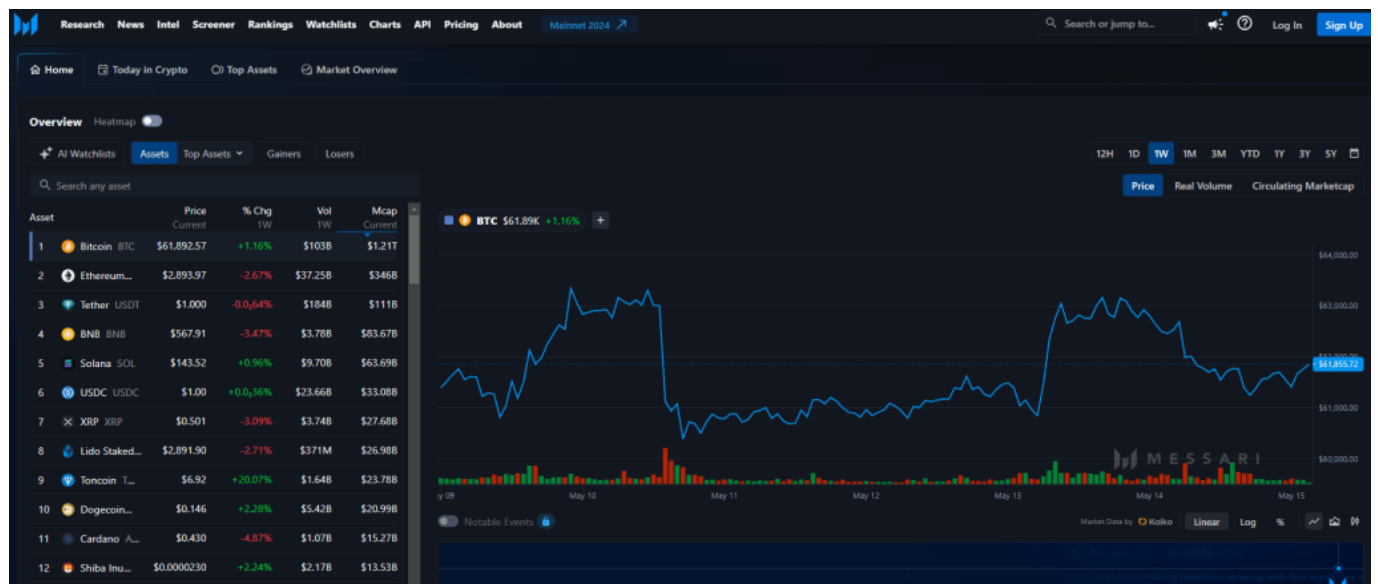
#	Name	Price	1h %	24h %	7d %	Market Cap	Volume(24h)	Circulating Supply	Last 7 Days
1	Bitcoin BTC	\$61,758.61	-0.10%	-1.28%	-1.65%	\$1,216,547,414,611	\$27,098,250,889 438,838 BTC	19,698,425 BTC	
2	Ethereum ETH	\$2,887.44	-0.13%	-2.11%	-4.76%	\$346,830,190,002	\$12,150,288,494 4,208,144 ETH	120,116,737 ETH	
3	Tether USDT	\$0.9995	-0.00%	-0.02%	-0.04%	\$110,790,543,418	\$56,209,403,605 56,229,768,641 USDT	110,846,923,650 USDT	
4	BNB BNB	\$566.66	-0.12%	-3.81%	-2.91%	\$83,631,315,321	\$2,001,921,919 3,533,653 BNB	147,586,670 BNB	
5	Solana SOL	\$142.94	-0.19%	-2.62%	-4.47%	\$64,132,115,972	\$2,497,207,787 17,486,415 SOL	448,661,970 SOL	

The second best crypto analysis tool we list is CoinMarketCap. In a simple and easy-to-understand manner, this crypto tool lists prices, market capitalization, trading volume, and other relevant information on various cryptocurrencies.

As an entity operating under global blockchain company Binance Capital Mgmt, CoinMarketCap can easily get access to extensive resources, thus acquiring more in-depth data about new projects and bring higher-quality information to its users.

Simply put, CoinMarketCap gains growing popularity from crypto enthusiasts by its offering of up-to-date information on the best NFTs and metaverse projects free of charge. Undoubtedly, CoinMarketCap has emerged as a top choice for investors looking for the best crypto analysis tools.

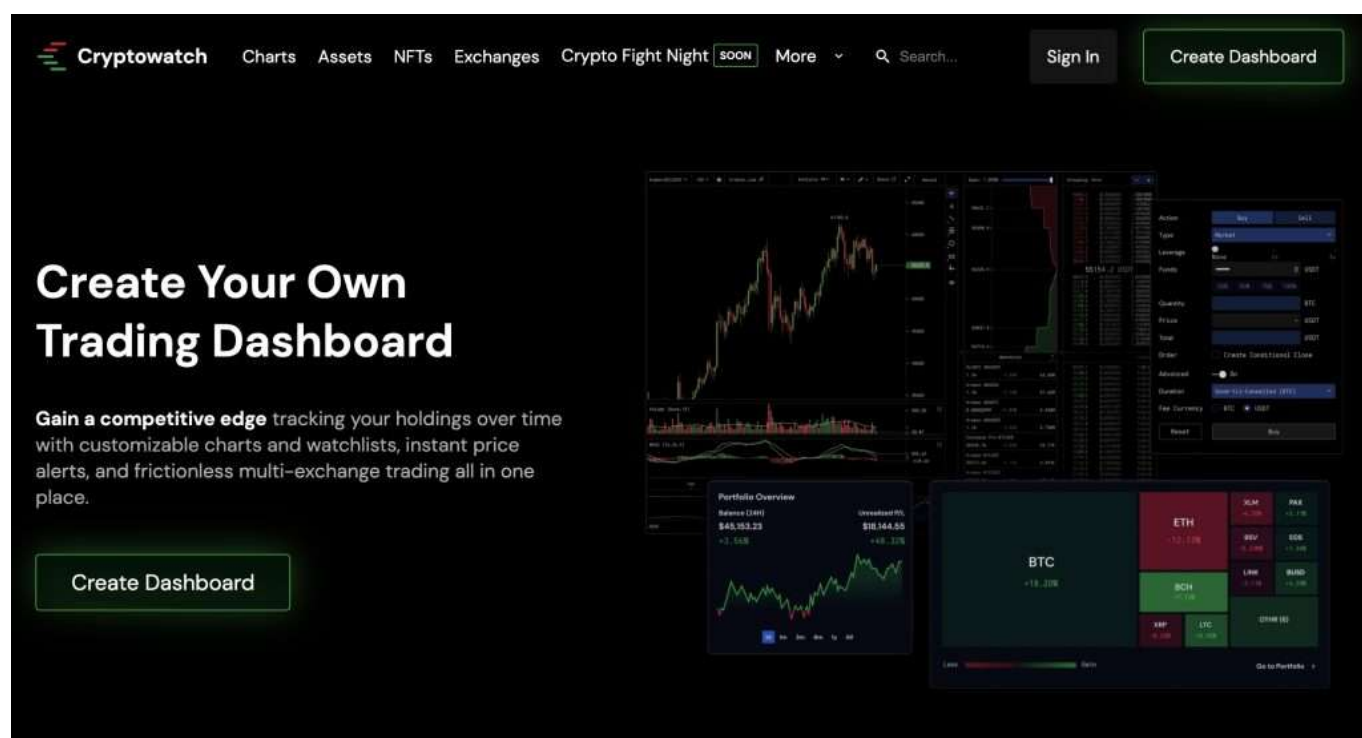
Messari: Offering Protocol Research and Comparative Analysis for Traders



The third best crypto analysis tool we introduce is Messari, which is a crypto tool dedicated to bringing transparency to the cryptoeconomy. This tool collects data from the markets and presents it to users in the form of charts and research reports. With Messari, users are able to filter assets, set up a watchlist, and analyze crypto data. Besides, users can get access to real-time market news and important events occurring in the crypto space on the platform.

Its intuitive platform might be a bit frightening for new crypto traders. However, it perfectly caters to experienced traders with its advanced features and seamless navigation experience. The most impressive feature of Messari is its offering of crypto reports, which provide the market condition of different cryptocurrencies in the form of quarterly reports or as analytical research papers.

Cryptowatch: Providing a Range of Charting Tools and Live Price Tracking

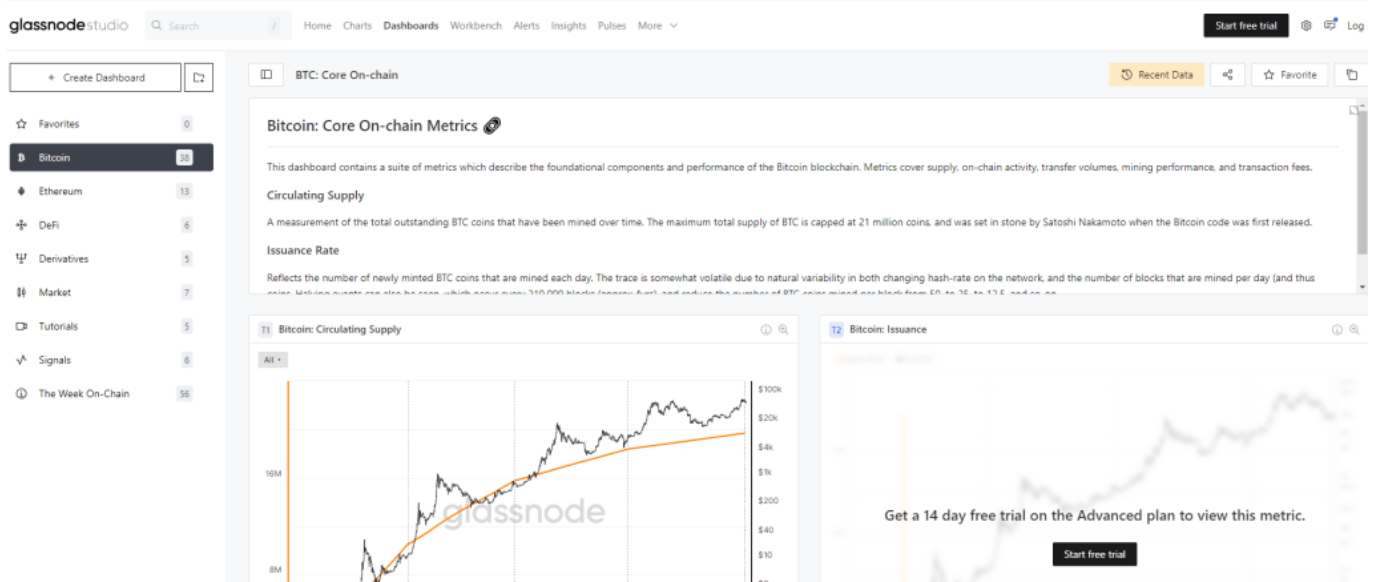


The image shows the Cryptowatch trading dashboard. At the top, there is a navigation bar with the Cryptowatch logo and links for Charts, Assets, NFTs, Exchanges, Crypto Fight Night (with a 'SOON' badge), and More. A search bar and buttons for 'Sign In' and 'Create Dashboard' are also present. The main content area features a large heading 'Create Your Own Trading Dashboard' and a sub-heading 'Gain a competitive edge tracking your holdings over time with customizable charts and watchlists, instant price alerts, and frictionless multi-exchange trading all in one place.' Below this is a 'Create Dashboard' button. The dashboard itself is a complex interface with multiple panels: a large candlestick chart for BTC/USD, a 'Portfolio Overview' section showing a balance of \$40,353.23 and a profit of +18.32%, a 'BTC' price chart, and a grid of other cryptocurrencies including ETH, XLM, PAX, SHV, EOS, BCH, LSK, BAND, XRP, LTC, and OTHER (50). A right-hand sidebar contains an order book and trade execution controls.

Acquired By Kraken in 2021, Cryptowatch is a comprehensive analysis tool enabling its users get access to live crypto prices and order book data from over 800 exchanges. Users are able to know digital currency prices, analyze market trends, and even place trades on major exchanges through a single interface at Cryptowatch.

Cryptowatch is one of the favorite crypto analysis tools for short-term investors. It is available through both mobile and desktop devices. Through Cryptowatch, users can freely design their dashboard based on the crypto charting tools they prefer. However, users need to pay fees for getting access to core features, such as charting tools, trading, portfolio management, etc.

GlassNode: Offering Advanced Metrics for On-chain Data Analysis



The final crypto analysis tool we think is the best is Glassnode. Glassnode can offer blockchain metrics and other insights to crypto traders and investors through gathering and breaking down data from different blockchains. As one of the best crypto analysis tools for processing on-chain data, Glassnode allows its users to get access to market capitalization of cryptocurrencies and for how long investors are holding their assets on average, thus better evaluating the future prospects of a specific cryptocurrency.

Besides, users can easily dive deep into blockchain data metrics like liquidity and volatility on Glassnode's user-friendly interface. Glassnode also presents its data in the form of charts and provides its users with the option to customize their dashboard based on their preferences. With these advanced features, more and more traders chose Glassnode in their trading journey.

\ Deposit and Receive Up to 10,055 USDT! /

[Click Here To Sign Up For BTCC](#)

Conclusion

In summary, a useful crypto analysis tool is necessary in the process of crypto trading. With their respective unique advantages and powerful functions, TradingView, CoinMarketCap, Messari, Cryptowatch and Glassnode are the best crypto tools for research and analysis in 2024.

\ Deposit and Receive Up to 10,055 USDT! /

[Click Here To Sign Up For BTCC](#)

You May Like:

[What is Frontier \(FRONT\) Coin: Can FRONT Hit \\$3?](#)

[What Is MAGA \(TRUMP\) Meme Coin: Everything You Need To Know About It](#)

[What Is Mode \(MODE\) Coin: Something You Need To Know About It](#)

[What Is MUMU Meme Coin: Something You Need Know About It](#)

[Gold Price Continues to Rally: Is Gold a Good Investment For Canadians In 2024](#)

[What is SPACE ID\(ID\): Is SPACE ID A Good Investment In 2024?](#)

[Best Crypto Trading Bots in Canada for April 2024](#)

[What is XDC: All things You Need Know About XDC](#)