

Deposit to earn rewards



Sign up and deposit to receive up to **17,500 USDT** in bonuses.
Exclusive for new users only.

Get it now

Axie Infinity (AXS) Price Forecast in 2022— Will AXS Reach \$200 Soon?

Original:

<https://www.btcc.com/en-US/academy/research-analysis/axie-infinity-axs-price-forecast-in-2022-will-axs-reach-200-soon>

Abstract


- The upbeat price forecast for AXS is between \$15.85 to \$168.20.
- The cost of AXS will also rise to \$200.
- By 2022, AXS anticipates the market to be much down from its current \$6.10 level.

The [Axie Infinity \(AXS\)](#) price forecast for 2022 is based on a number of factors, including the [cryptocurrency](#)'s historical data, current price, and technical indicators like the relative strength index (RSI) and the rate of change in AXS's value (RVOL).

Axie Infinity (AXS) Price Forecast: Current Market Situation

At the time of writing, [AXS](#) was trading at \$16.55 on CoinGecko, with a 24-hour trading volume of \$163,316,402. AXS, on the other hand, has gained 9.3 percent in the past day.

A total of 87,801,026 Axie Infinity (AXS) have ever been created. Binance, [BTCC](#), Gate.io, Coinbase, Bitfinex, KuCoin, Gemini, Bitstamp, Crypto.com, OKX are some of the exchanges where you can buy and sell AXS right now.








[Download App for Android](#)

[Download App for iOS](#)

Axie Infinity (AXS), Explained

Axie Infinity is a play-to-earn (P2E) non-fungible token (NFT) game built on Ethereum, and its governance token is called Axie Infinity Tokens (AXS). The AXS token (ERC-20) was released in November of 2020. A BEP-20 token, suitable for use with the Binance Smart Chain, also exists for the token (BSC).

Sky Mavis, based in Vietnam, released Axie Infinity in 2018 on the Ethereum network. The Axies, which are native NFTs, and Smooth Love Potion, which is another governance token, are all part of this pay-to-play NFT game (SLP). Tokens such as AXS and SLP can be earned in this game and afterwards traded for other cryptocurrencies.

TOP SALES						
15min	30min	1H	1D	7D	30D	ALL
NFT	TIME	PRICE	TRANSFER			
1  Stovetop (IF listed this acc Axie Infinity	16 hours ago	\$22.15k 13.99 WETH	0xd1...4092	→	0x9e...1cca	
2  Third Ever Hasagi Mystic L Axie Infinity	5 days ago	\$21.42k 14.08 WETH	0x78...33e4	→	0x8b...eede	
3  Axie #5509 Axie Infinity	last week	\$15.57k 11.5 WETH	0xc3...0ea9	→	0x9e...1cca	
4  Land (-101, -62) Axie Infinity	2 days ago	\$9.02k 5.73 WETH	0xf2...2bc8	→	0x9e...1cca	
5  Vanilla Bubble Bouy Axie Infinity	3 days ago	\$7.97k 5 WETH	0x36...93af	→	0xdb...ec0a	

Axie Infinity (AXS) Price Forecast in 2022

Currently, Axie Infinity (AXS) is ranked #43 on CoinGecko. Daily AXS pricing projections until 2022 are detailed here.

AXS/USDT Descending Channel Pattern (Source: Tradingview)

A descending channel is a pattern on a chart made up of two parallel trendlines sloping downward from opposite ends of the chart. Falling channel, channel down, and descending channel are all names for the same pattern. As a starting point, we locate the line that follows the highs (the trendline) and label it as such. Short possibilities exist when price is near the upper trend line, while bold traders may choose to trade long and short at both trend lines in search of a pullback or bounce.

If you want to trade this pattern, you may also watch for a price break through either trendline. Like ascending channels, descending channels can help you predict if a price trend will continue or reverse.

At this time, one unit of Axie Infinity (AXS) is worth \$15.84. There are three levels of resistance that the price of AXS could encounter if the current trend continues: \$17.45, \$24.47, and \$28.30. AXS may drop to \$12.50 if the trend were to reverse.



[Download App for Android](#)

[Download App for iOS](#)

Axie Infinity (AXS) Price Forecast in 2022: RVOL, MA, and

RSI

Below is a chart showing the RVOL of Axie Infinity (AXS). It serves as a guidepost for investors to see how much the current trading volume differs from the prior volume over time. There are fewer traders participating in the current trend since the RVOL of AXS is below the threshold level.

AXS/USDT RVOL, MA, RSI (Source: TradingView)

Additionally, the following chart displays the Moving Average (MA) of Axie Infinity (AXS). The current bearish situation of AXS is expected to last till at least. Importantly, the AXS price is below the 50 day moving average, indicating a clear negative trend. A change in AXS's trend direction is always possible.

However, the AXS's relative strength index (RSI) is currently at 49.40. Since this is the case, AXS is dangerously close to being oversold. But this gives investors peace of mind so they can trade freely.

Axie Infinity (AXS) Price Forecast in 2022: ADX, RVI

This time, we'll examine Axie Infinity's ADX (AXS). This metric is useful for gauging the trend's overall momentum. The growing price range readings are averaged to form the indicator. The DMI indicators and ADX in this approach are an attempt to gauge the intensity of price movement in both the positive and negative directions.

AXS/USDT ADX, RVI (Source: TradingView)

The preceding graph shows the Axie Infinity ADX (AXS). AXS is trading in a narrow range between 12.64 right now, which suggests a lackluster trend.

According to the data presented in the preceding graph, Axie Infinity's relative volatility index (RVI) (AXS). Instead of tracking actual price movements, RVI tracks the consistent dispersion of those movements across time. AXS's Relative Strength Index (RSI) is below 50, suggesting that volatility is trending downwards. The relative strength index (RSI) for AXS has reached the 49.40 level, which may be interpreted as a sell signal.



[Download App for Android](#)

[Download App for iOS](#)

Axie Infinity (AXS) Price Forecast in 2023

Axie Infinity (AXS) may perhaps hit \$220 by 2023 if the rate of decline in prices stops entirely and the trend turns around.

Axie Infinity (AXS) Price Forecast in 2024

Axie Infinity (AXS) could start trending upwards after a number of network upgrades. Token price of AXS might reach \$280 by 2024 if it attracts the attention of institutional investors.



[Download App for Android](#)


[Download App for iOS](#)

Axie Infinity (AXS) Price Forecast in 2025

To reach \$350, Axie Infinity (AXS) needs to break through some significant overhead resistance and keep being seen as a superior investment option by investors for the next three years.

Axie Infinity (AXS) Price Forecast in 2030

The cryptocurrency market may continue to buy Axie Infinity (AXS) tokens over the next 8 years if the Axie Infinity ecosystem continues to improve, which might lead to large price increases. So, by 2030, the price of Axie Infinity (AXS) could reach \$650.



[Download App for Android](#)

[Download App for iOS](#)

Axie Infinity (AXS) Price Forecast: How to Buy Axie Infinity (AXS)?

Now you can buy Axie Infinity (AXS) on [BTCC](#). Founded in June 2011, BTCC is a cryptocurrency exchange based in Europe. We are dedicated to making crypto trading reliable and accessible to everyone. As the world's longest-running cryptocurrency exchange, BTCC has always put a strong

emphasis on improving every aspect of trading, striving to create a fair trading atmosphere for all crypto lovers around the world.

With the help of differentiation strategy, BTCC has steadily grown in markets with different customer groups, meeting the needs of all levels of investors from beginners to professionals. Our demo trading account as well as our daily, weekly, and perpetual futures suit the preferences and goals of different investors.

Look more: [BTCC vs ByBit in 2022: Is BTCC Superior to ByBit?](#)

Axie Infinity (AXS) Price Forecast: Conclusion

Thanks to the Axie Infinity network's continual upgrades, 2022 is shaping up to be a great year for AXS. Accordingly, the optimistic 2022 price forecast for Axie Infinity (AXS) is \$168.20. Conversely, the pessimistic Axie Infinity (AXS) price forecast for 2022 is \$6.10.

Furthermore, Axie Infinity (AXS) performance would climb to exceed its new all-time high (ATH) of \$164.90 very soon due to developments and upgrades on the Axie Infinity ecosystem. Alternatively, if investors in 2022 see AXS as a solid investment, the price might rise to \$200.



[Download App for Android](#)

[Download App for iOS](#)

Axie Infinity (AXS) Price Forecast:FAQs

1.What is Axie Infinity?

Axie Infinity is a play-to-earn (P2E) non-fungible token (NFT) game built on Ethereum, and its governance token is called Axie Infinity Tokens (AXS). It was released in 2018 and may be obtained in ERC-20 and BEP-20 token forms.

2.Where can I buy Axie Infinity (AXS)?

Binance, [BTCC](#) Gate.io, Coinbase, Bitfinex, KuCoin, Gemini, Bitstamp, Crypto.Com, OKX, Huobi Global, Bybit, and Kraken are just some of the crypto exchanges where Axie Infinity (AXS) is currently listed.

3.How soon do you predict a new ATH for Axie Infinity (AXS)?

As the AXS platform continues to evolve and improve, there is optimism that it may soon attain its ATH.