

Deposit to earn rewards

Sign up and deposit to receive up to **10,055 USDT** in bonuses.
Exclusive for new users only.

Get it now

[PDF Database Document] - BTCC Cryptocurrency Exchange

Original:

<https://www.btcc.com/en-US/academy/research-analysis/alibaba-stock-forecast-price-prediction-2024-2030-how-high-can-baba-go>

Alibaba (BABA) Stock Forecast & Price Prediction 2024,2025, 2030 : How High can BABA Go?

The Chinese cloud computing and e-commerce behemoth Alibaba (BABA) has had a very difficult five years during which its stock price has dropped by half.

The company has suffered because of what observers perceive to be slow development and intense rivalry from competitors in the same industry.

But do better times lie ahead? Can Alibaba see a change in fortune and provide its devoted investors a much-needed boost in stock price?

Our Alibaba stock forecast for 2024, 2025, and beyond looks at the most recent Alibaba news, recent performance, and analyst predictions for the BABA stock price.


[TRADE_PLUGIN]BTCUSDT,ETHUSDT[/TRADE_PLUGIN]

Key Takeaways

- Alibaba released a mixed bag of annual and quarterly performance.

- In the last five years, the price of BABA's stock has dropped by half.
- The corporation has stressed AI's long-term significance.
- According to Wall Street analysts, the price of BABA's shares could increase by 30% in the upcoming year.
- According to the management, they are a "start-up defined by entrepreneurship."

[TRADE_PLUGIN]BTCUSDT,ETHUSDT[/TRADE_PLUGIN]



[Download App for Android](#)

[Download App for iOS](#)

Alibaba (BABA) Stock Review

ABOUT ALIBABA GROUP HOLDING LIMITED

Alibaba Group Holding Limited

ATH: \$319.32

Rank: 41

24HP: \$109.43 / 24LP: \$105.74

The image shows a green and black graphic with the Alibaba logo on the left and a white box on the right containing stock information for Alibaba Group Holding Limited. The text in the white box includes the company name, ATH: \$319.32, Rank: 41, and 24HP: \$109.43 / 24LP: \$105.74.



Stock	Alibaba Group Holding Limited
Last Price	\$ 107.33 ▼ -0.01%
Rank	41
Market Cap	\$ 232.6B
24H Trading Volume	\$ 49.4M
Exchange	NYSE
Open	\$ 105.97
Previous Close	\$ 105.97
High	\$ 109.43
Low	\$ 105.74
ATH	\$ 319.32 / 2020-10-27
Website	
CEO	
Total Employees	
Industry	
Address	
City	
State	
Country	
Zip	
Phone	
Update Time	2024-09-30 08:51:50

[TRADE_PLUGIN]BTCUSDT,ETHUSDT[/TRADE_PLUGIN]

Alibaba (BABA) Stock Price Performance

Price Change 1H Percent	30.94%
Price Change 1D Percent	-0.01%
Price Change 7D Percent	21.41%
Price Change 30D Percent	29.26%
Price Change 90D Percent	48.70%
Price Change 365D Percent	23.74%



[Download App for Android](#)

[Download App for iOS](#)

Alibaba (BABA) Stock Price History

Date	Open	High	Low	Close	Volume
2016-09-30	\$ 106.50	\$ 107.10	\$ 105.79	\$ 105.79	15.6M
2019-09-30	\$ 169.89	\$ 170.20	\$ 166.45	\$ 167.23	15.3M
2020-09-30	\$ 284.01	\$ 295.00	\$ 283.71	\$ 293.98	25.0M
2021-09-30	\$ 147.03	\$ 149.58	\$ 146.86	\$ 148.05	14.6M
2022-09-30	\$ 78.74	\$ 81.78	\$ 78.65	\$ 79.99	16.9M

Alibaba (BABA) Stock Technical Analysis

Daily Simple Moving Average (SMA) & Daily Exponential Moving Average (EMA)

Date Calculated:2024-09-30

3_SMA	\$ 102.59	3_EMA	\$ 107.34
5_SMA	\$ 98.95	5_EMA	\$ 103.45
10_SMA	\$ 92.45	10_EMA	\$ 96.70
20_SMA	\$ 87.79	20_EMA	\$ 90.88
21_SMA	\$ 87.47	21_EMA	\$ 90.52
50_SMA	\$ 82.80	50_EMA	\$ 84.93
100_SMA	\$ 80.47	100_EMA	\$ 81.57
200_SMA	\$ 77.00	200_EMA	\$ 80.38

Weekly Simple Moving Average (SMA) & Weekly Exponential Moving Average (EMA)

Date Calculated:2024-09-30

21_SMA_weekly	\$ 81.37	21_EMA_weekly	\$ 82.85
50_SMA_weekly	\$ 77.97	50_EMA_weekly	\$ 81.36
100_SMA_weekly	\$ 83.75	100_EMA_weekly	\$ 90.08
200_SMA_weekly	\$ 128.01	200_EMA_weekly	\$ 111.83

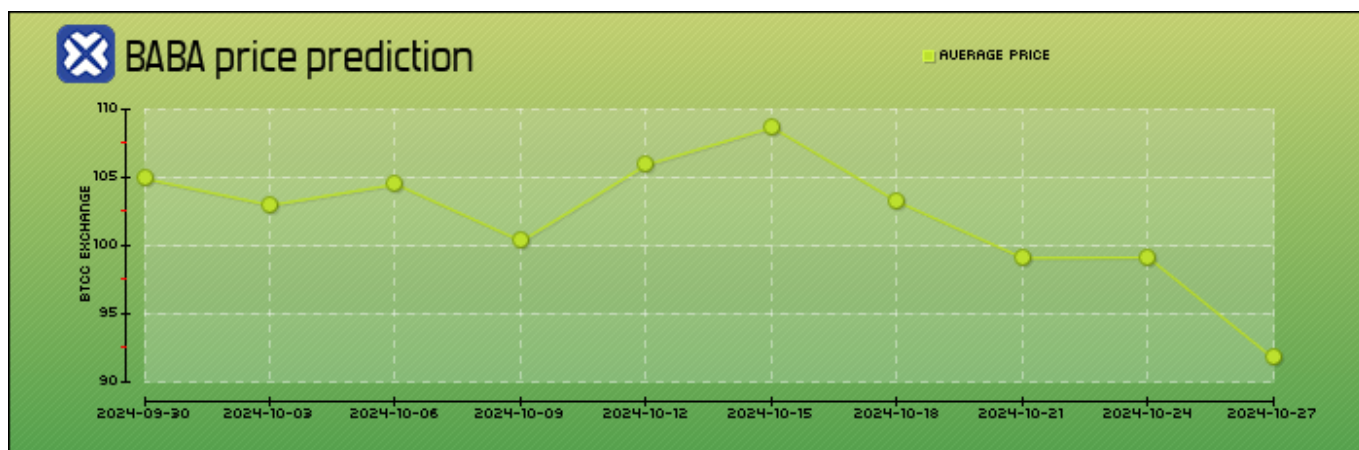


[Download App for Android](#)

[Download App for iOS](#)

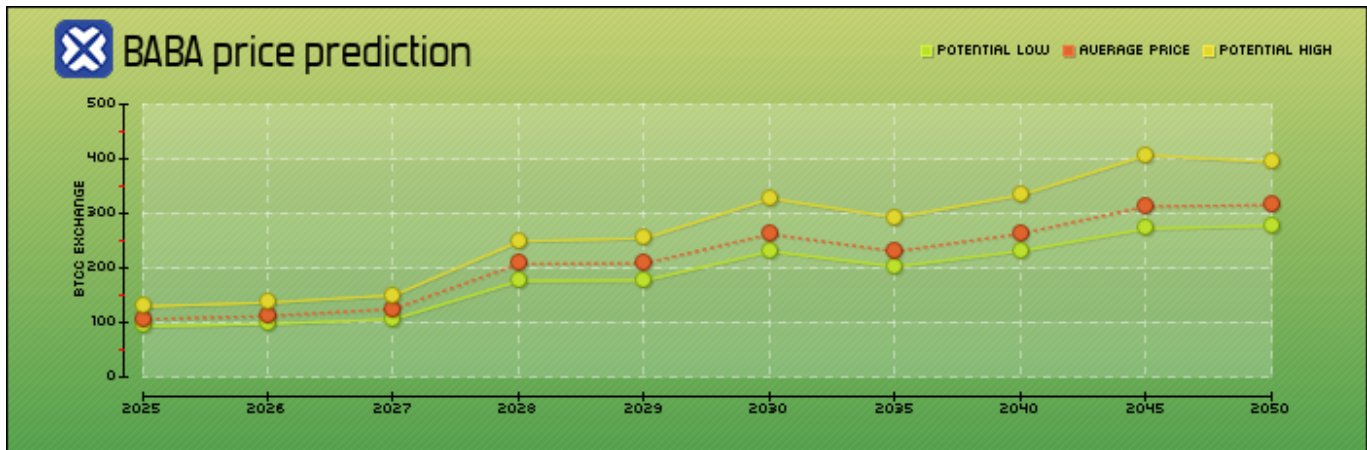
Alibaba (BABA) Stock Price Forecast for Today, Tomorrow

and Next Week



Date	Price Prediction	Change
2024-09-28	\$ 103.94	-3.16%
2024-09-30	\$ 104.90	-2.26%
2024-10-03	\$ 102.96	-4.07%
2024-10-06	\$ 104.50	-2.63%
2024-10-09	\$ 100.33	-6.52%
2024-10-12	\$ 105.93	-1.30%
2024-10-15	\$ 108.67	1.25%
2024-10-18	\$ 103.22	-3.83%
2024-10-21	\$ 99.09	-7.68%
2024-10-24	\$ 99.13	-7.64%
2024-10-27	\$ 91.72	-14.55%

Alibaba (BABA) Stock Price Forecast for 2025-2050




Year	Yearly Low	Yearly Average	Yearly High
2025	\$ 93.38	\$ 106.11	\$ 129.45
2026	\$ 97.33	\$ 111.87	\$ 136.48
2027	\$ 106.24	\$ 124.99	\$ 149.99
2028	\$ 176.33	\$ 207.45	\$ 248.94
2029	\$ 177.17	\$ 208.44	\$ 254.30
2030	\$ 230.42	\$ 261.84	\$ 327.30
2035	\$ 202.63	\$ 230.26	\$ 292.43
2040	\$ 231.29	\$ 262.83	\$ 333.79
2045	\$ 272.10	\$ 312.76	\$ 406.59
2050	\$ 277.50	\$ 315.34	\$ 394.17

[TRADE_PLUGIN]BTCUSDT,ETHUSDT[/TRADE_PLUGIN]

[Download App for Android](#)

[Download App for iOS](#)



[Download App for Android](#)

[Download App for iOS](#)

Alibaba Stock Predictions: Experts and Analysts

Alibaba Stock Forecast (as of June 11, 2024)	1-Year Forecast (January 2027)	2027	5-Year Forecast (June 2029)
MarketBeat	\$108.79	-	-
WalletInvestor	\$66.80	\$50.47	\$21.41
TipRanks	\$103.70	-	-
CoinCodex	\$83.18 (January 2025)	\$91.53	\$105.64 (January 2030)

[TRADE_PLUGIN]BTCUSDT,ETHUSDT[/TRADE_PLUGIN]

Alibaba Stock Prediction: Conclusion

Is the current share price estimate for Alibaba a good time to get in, or do you think the e-commerce behemoth will keep losing ground?

This is a difficult issue for potential BABA stock investors to answer in light of the current economic climate and the fierce rivalry in the business.

Even though Wall Street analysts are in agreement that the stock has 30% upside potential in the next year, the company is operating in a very dynamic industry.

If Alibaba is able to expand its global business and Chinese operations in the next year, a lot will depend on it. The company's leadership has promised to operate the business like a startup throughout the next decade, prioritising creativity and risk-taking. Investors might get a cut if it works.

[TRADE_PLUGIN]BTCUSDT,ETHUSDT[/TRADE_PLUGIN]



[Download App for Android](#)

[Download App for iOS](#)

Alibaba Stock Prediction: FAQs

Is Alibaba a good investment?

Depending on how you perceive the company's past performance and potential for the future, you must determine if this is a good stock to purchase.

Does the stock of BABA rise or fall?

No assurances are given. As of June 11, 2024, MarketBeat's compilation of Wall Street analysts' consensus views indicates that the stock price might increase by 37.17% to \$108.79 in the upcoming year.

In 2025, how much will Alibaba shares be worth?

Nobody can be certain. As of June 11, 2024, MarketBeat's compilation of analyst consensus views indicates that the stock price may reach \$108.79, a 37.17% increase from its closing price of \$79.31 on June 10, 2024.

Is it wise for me to buy Alibaba stock?

This is your choice, and it will be based on your financial objectives, risk tolerance, and outlook on the stock.

Where to Trade Crypto Futures?

You can trade crypto futures on BTCC Now. Over 300 USDT-margined perpetual trading pairs are available for users to trade, including many popular altcoins and meme-coins.

[**Trade crypto futures Now**](#)

You can deposit and receive up to [10,055 USDT](#) now when you sign up and verify your account on BTCC. Every new user gets a **10 USDT** coupon after completing their registration. You will also get an additional **20 USDT** coupon on completing your KYC verification.

[Check more details.](#)

[**GET 10 USDT WELCOME BONUS**](#)



[Download App for Android](#)

[Download App for iOS](#)

About BTCC

BTCC is a leading cryptocurrency trading platform that is distinguished by its ability to balance the simplicity of use with advanced features. It provides a comprehensive educational program through the BTCC Academy, 24/7 customer support, and robust security to both novices and experts. BTCC is a top choice for digital asset investors due to its emphasis on user contentment, which fosters a secure and informed trading environment across a variety of cryptocurrencies.

BTCC is one of the few exchanges in the market that offers high-leverage options for investors and concentrates extensively on futures trading. Users have access to more than 300 USDT-margined perpetual trading pairs, which encompass numerous prominent altcoins and meme-coins. Additionally, the platform has recently implemented spot trading to facilitate novice users who may not be acquainted with futures trading.

- **Established Reputation:** BTCC is one of the oldest and most well-known cryptocurrency exchanges, having been operational since 2011. Its history in the market enhances its credibility and trustworthiness.
- **A Diverse Selection of Cryptocurrencies:** BTCC allows customers to access and exchange a wide range of digital assets.
- **Margin and Futures Trading:** BTCC provides margin and futures trading options, allowing customers to expand their trading holdings and potentially increase their profits.
- **Proficient Trading Instruments:** such as real-time market data, trading charts, and technical analysis indicators. These tools can help users make informed trading decisions.
- **Security Measures:** BTCC values security and uses a variety of safeguards to secure customer payments and information. This includes two-factor authentication (2FA) and cold storage of cryptocurrency assets.

BTCC Guide:

- [How to Trade Crypto Futures Contracts on BTCC](#)
- [BTCC Guide-How to Deposit Crypto on BTCC?](#)
- [What is Crypto Futures Trading - Beginner's Guide](#)
- [What is Leverage in Cryptocurrency? How Can I Trade at 100X Leverage?](#)
- [BTCC Review 2024: Best Crypto Futures Exchange](#)

Crypto Buying Guides:

- [How To Buy Bitcoin \(BTC\)](#)
- [How To Buy Pico](#)
- [How To Buy Ethereum \(ETH\)](#)
- [How To Buy Dogecoin \(DOGE\)](#)
- [How To Buy Pepe Coin \(PEPE\)](#)
- [How To Buy Ripple \(XRP\)](#)

Crypto Prediction:

- [Ethereum \(ETH\) Price Prediction 2024, 2025, 2030 — Will ETH Reach \\$10,000?](#)
- [Ethereum Price Prediction 2024, 2025, 2030: How High Can ETH Go in 2024?](#)
- [Bitcoin \(BTC\) Price Prediction 2024, 2025, 2030 — Is BTC a Good Investment?](#)
- [Ripple \(XRP\) Price Prediction 2024, 2025, 2030 — Will XRP Reach \\$1 After SEC Lawsuit?](#)
- [Pi Coin Price Prediction 2024,2025,2030 — Is Pi Coin a Good Buy?](#)
- [Pepe \(PEPE\) Price Prediction 2024, 2025, 2030 - Will PEPE Reach \\$1](#)